

## How to Create and Read a Natal Chart

There are ten planets and 12 houses in astrology, and a natal chart is a snapshot of the location in the Zodiac of the ten planets (including the Sun and Moon, excluding Earth) and the 12 houses at the moment you're born from the location you're born at. This guide will show you the steps for creating a chart on astro.com and fully reading it.

Go to [astro.com](http://astro.com) (a website where you can generate charts for free) and click on My Astro in the upper right:



The screenshot shows the homepage of astro.com. The top navigation bar includes the logo 'ASTRO DIENST www.astro.com', a search bar, and links for 'not logged in', 'Login', and 'Shopping Cart'. Below the navigation bar, there are several featured horoscope sections: 'Personal Daily Horoscope', 'Psychological Horoscope', 'Yearly Horoscope Analysis', and 'Career and Vocation'. On the right side, there is a section for 'Liz Greene's Astrology for Lovers' with a form to generate a report. Below that is 'All Reports at a Glance' with icons for various reports, and 'Recent Articles' with a list of articles.

**ASTRO DIENST** [www.astro.com](http://www.astro.com)

not logged in | Login | Shopping Cart

de dk en es fr pt py 中文 日本

Search

Home Free Horoscopes Astro Shop All about Astrology Contact

My Astro | Forum | FAQ

### The World's Best Horoscopes

share tweet e-mail

**Personal Daily Horoscope**  
Your individual topics for each day, by Robert Hand (with the Love Horoscope and the Celestial Events).

**Psychological Horoscope**  
A fascinating analysis of the personality by Liz Greene, in a free Try-Out Edition

**Yearly Horoscope Analysis**  
The challenging annual preview by Liz Greene in a free Try-Out Edition

**Career and Vocation**  
The outstanding Vocational Horoscope by Liz Greene, free Try-Out Edition

### Astrology for Lovers

I am

He is / She is

How do you love?

### All Reports at a Glance

Recent Articles

- Syria and the House of Assad, by Robert Anderson
- Justice Blesses Nature's

Click on Create a horoscope immediately, as a Guest User (you can create an account another time; accounts are free and allow you to save the charts you create in your account):

The screenshot shows the top navigation bar of the website with the logo 'ASTRO DIENST www.astro.com' and a search bar. Below the navigation bar, the 'My Astro: Login' section is displayed. It includes a login form with fields for 'Email:' and 'Your astro.com password:', and a 'Login' button. A link for 'Forgotten your password?' is also present. Below the login form, a section titled 'If you don't have a registered user profile, you have the following options:' lists two options: '★ Create a horoscope immediately, as a Guest User' (highlighted with a red arrow) and 'or..... Create a free registered user profile'.

This brings you to the Birth Data Entry page. On this page, you have to input your date of birth, place of birth, and time of birth in order to create a natal chart. For now, we'll use example person, Jane, born May 24th 1979 at 7:18PM in Boston Massachusetts, and use this birth data to fill out the fields and click continue:

The screenshot shows the 'Birth Data Entry' page on the website www.astro.com. The page has a blue header with the site logo and navigation links. The main content area contains a form with the following fields and values:



- first name: Jane
- last name: (optional)
- gender:  female  male  event
- birthday: 24 May 1979 year
- hour: 19 [7 pm] min 18
- country: Massachusetts
- birth town: Boston

At the bottom of the form is a 'show / hide extended settings' link and a 'continue' button.

After clicking continue, you're brought to the Free horoscopes page. Click on Extended Chart Selection at the top under Horoscope Chart Drawings:

The screenshot shows the website's navigation bar with links for Home, Free Horoscopes, Astro Shop, All about Astrology, and Contact. Below the navigation bar, the main content area is titled 'Free horoscopes at Astrodienst'. Under the 'Horoscope Chart Drawings' section, there are several service tiles: 'Chart drawing, Ascendant', 'Extended Chart Selection' (highlighted with a red arrow), and 'Create an Ephemeris'. Below this, there are sections for 'Today & Tomorrow' which includes 'Personal Daily Horoscope', 'Short Report Forecast', and 'The Weekly Horoscope'. At the bottom, there is a 'Yearly Horoscope Analysis' and a 'Color Oracle' service.

**Free horoscopes at Astrodienst**


**Horoscope Chart Drawings**  

**Chart drawing, Ascendant**  
Quick access to your chart and calculations

**Extended Chart Selection**  
A wide selection of horoscope types, house systems, asteroids, etc.

**Create an Ephemeris**  
Create an ephemeris for any time range, zodiac choice or selection of asteroids

05:39:29	24 II 48
11:31:36	10 III 6
12:32:44	25° 21'
13:33:52	10 IV 23
14:35:00	25° 5'
15:36:08	10 V 30

**Today & Tomorrow** 

**Personal Daily Horoscope**  
Your individual topics for each day, by Robert Hand (with the Love Horoscope and the Celestial Events)

**Short Report Forecast**  
Central issues of your personal development, by Robert Hand

**The Weekly Horoscope**  
The Astrodienst Sun-sign horoscope, new every week!

**Yearly Horoscope Analysis**  
The challenging annual preview by **Liz Greene**. free Trv-Out

**Color Oracle**  
What are you dealing with right now? This color test will reveal

Natal Chart Wheel is automatically selected in the dropdown menu, so just click on Click here to show the chart:


The screenshot shows the 'Extended Chart Selection' page on www.astro.com. At the top, there is a navigation bar with 'ASTRO DIENST www.astro.com' and a search bar. Below the navigation bar, there are links for 'Home', 'Free Horoscopes', 'Astro Shop', 'All about Astrology', and 'Contact'. The main content area is titled 'Extended Chart Selection' and contains several sections:

- Birth data:** Includes 'Horoscope for:' and 'Partner:' dropdown menus, both currently set to 'Jane'. There are links for 'Add a New Person' and 'Edit Data for Jane'.
- Methods:** Includes links for 'Circular charts', 'Special charts', 'Ephemeris', and 'Pullen/Astrolog'. Below these links, there is a 'Please select a chart type:' dropdown menu with 'Natal Chart Wheel' selected. A red arrow points to this dropdown with the text 'Natal Chart Wheel is already selected'. Below the chart type dropdown is a 'Chart drawing style:' dropdown menu with 'Web default style' selected.
- Options:** Includes a 'Start date for charts marked with \*:' section with input fields for '16', 'May', and '2016'. Below this is a 'House System:' dropdown menu with 'default' selected. There are also radio buttons for 'Zodiac' (Tropical, Sidereal, Draconic) and 'Geocentric' (selected), 'Heliocentric'.

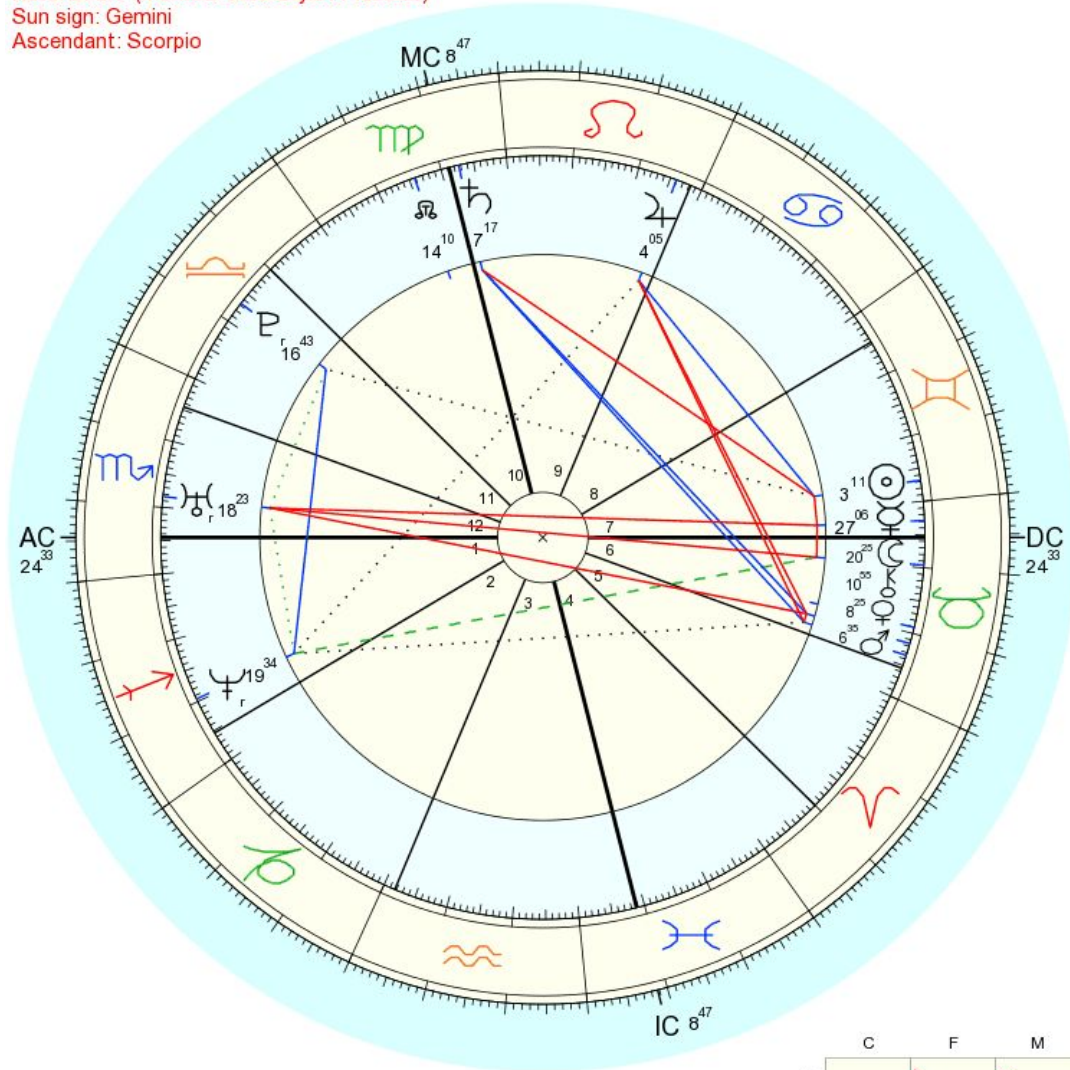
At the bottom of the form, there is a 'Reset' button and a blue button labeled 'Click here to show the chart'. A red arrow points to this button with the text 'Click the blue button to generate the natal chart'.



This is what a chart on astro.com looks like:

Name: ♀ Jane born on Th., 24 May 1979 in Boston, MA (US) 71w04, 42n22	Time: 7:18 p.m. Univ. Time: 23:18 Sid. Time: 10:41:33	 www.astro.com Type: 2.GW 0.0-1 16-Mai-2016
--	---	--

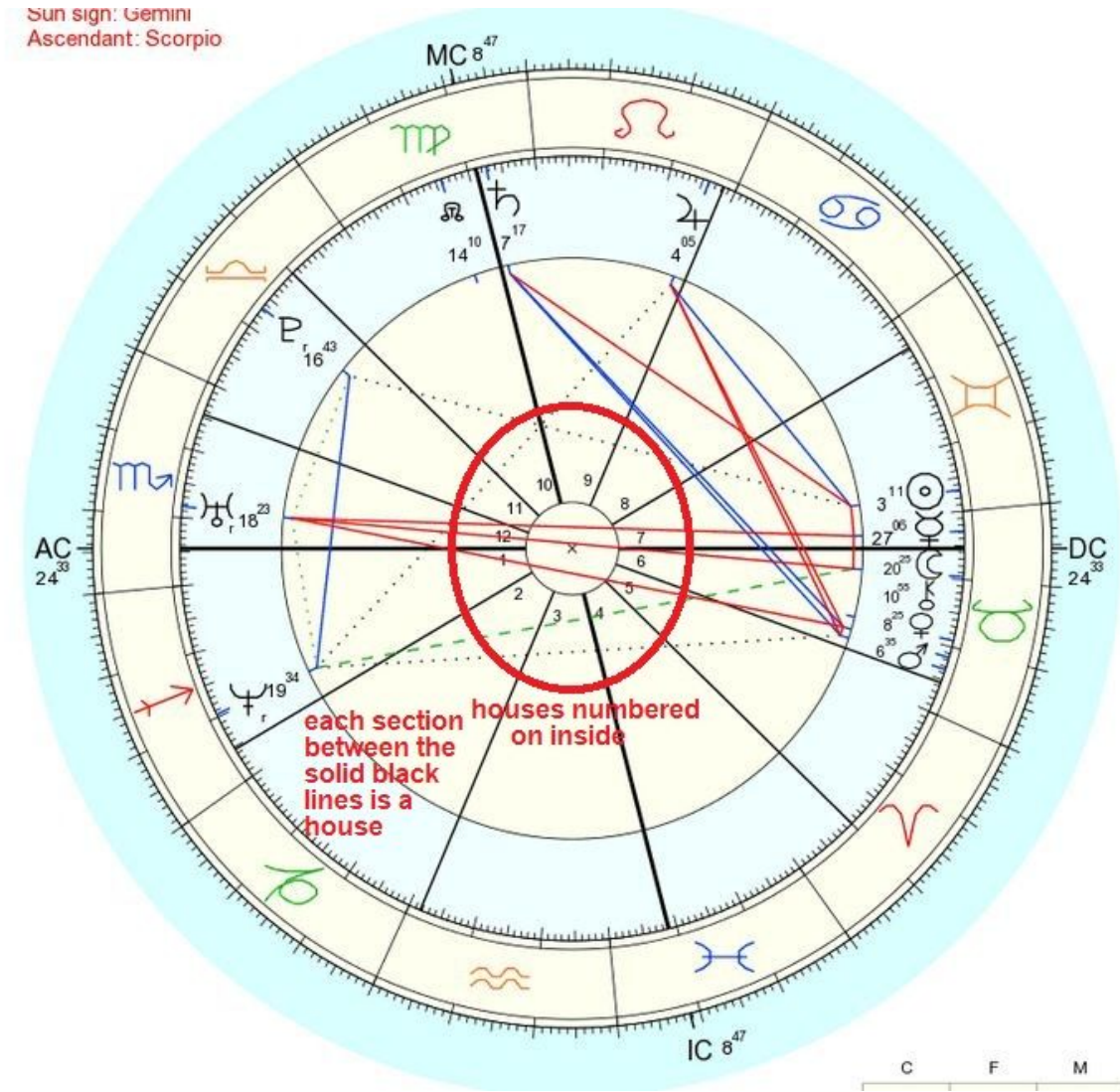
Natal Chart (Method: Web Style / Placidus)  
 Sun sign: Gemini  
 Ascendant: Scorpio



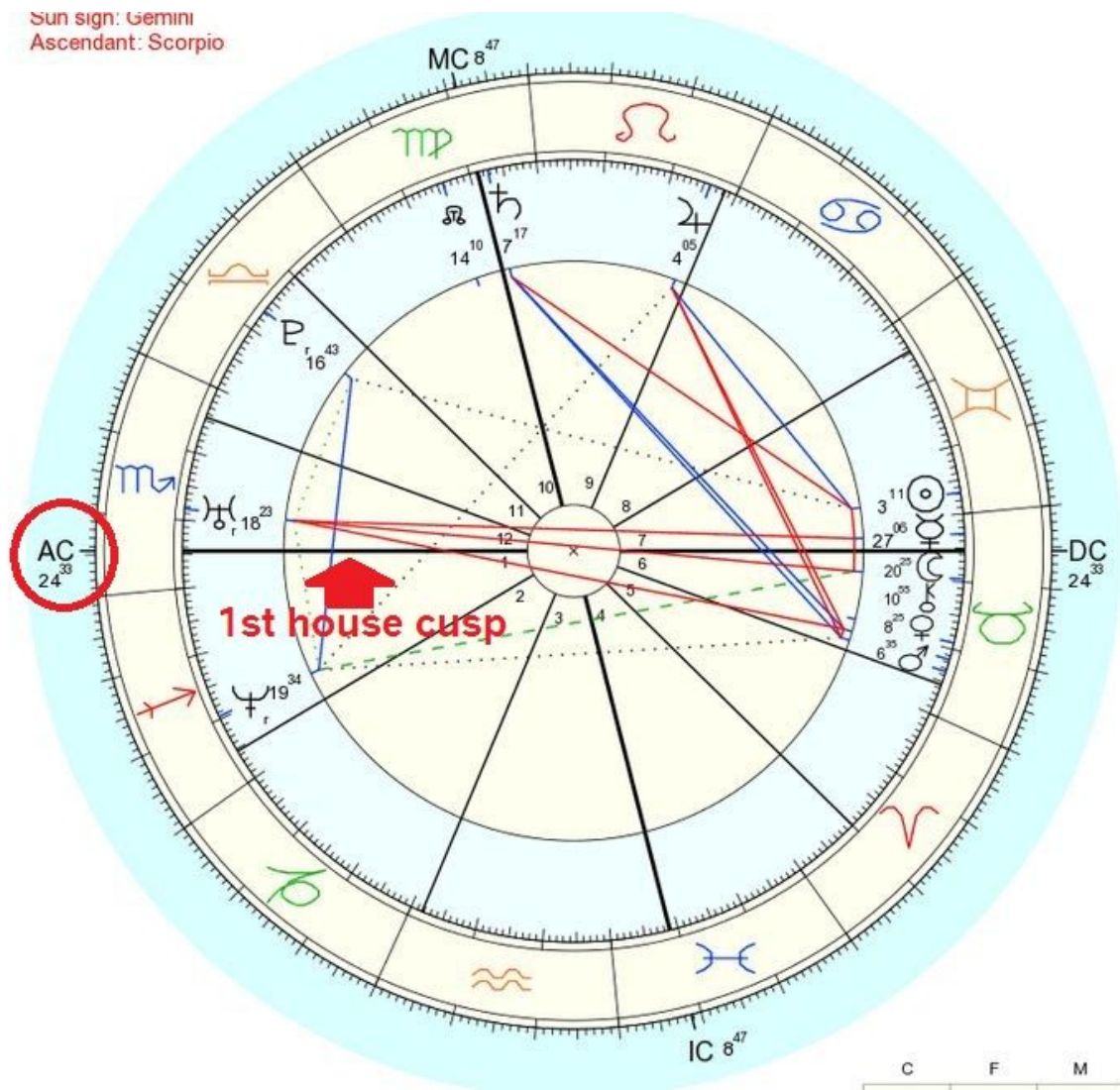
☉ Sun	3 Gem 10' 53"	
☾ Moon	20 Tau 25' 6"	
☿ Mercury	27 Tau 5' 54"	
♀ Venus	8 Tau 25' 2"	
♂ Mars	6 Tau 34' 38"	
♃ Jupiter	4 Leo 5' 18"	
♄ Saturn	7 Vir 16' 51"	
♅ Uranus	18 Sco 22' 34"r	
♆ Neptune	19 Sag 33' 51"r	
♇ Pluto	16 Lib 42' 53"r	
♁ True Node	14 Vir 10' 2"	
♄♅ Chiron	10 Tau 55' 24"	
AC: 24 Sco 32' 51"	2: 25 Sag 20'	3: 1 Aqu 46'
MC: 8 Vir 46' 35"	11: 10 Lib 0'	12: 4 Sco 32'

	C	F	M
F		♃	♆
A	♁		☉
E	♄♅♆♇♈♉♊♋♌♍♎♏♐♑♒♓	♃♄♅♆♇♈♉♊♋♌♍♎♏♐♑♒♓	♃♄♅♆♇♈♉♊♋♌♍♎♏♐♑♒♓
W	♈♉♊♋♌♍♎♏♐♑♒♓		

The circle is the chart wheel, and shows the location of each house and planet. The houses are numbered by the inner circle, and the area inside of the two lines around the house number is the house:

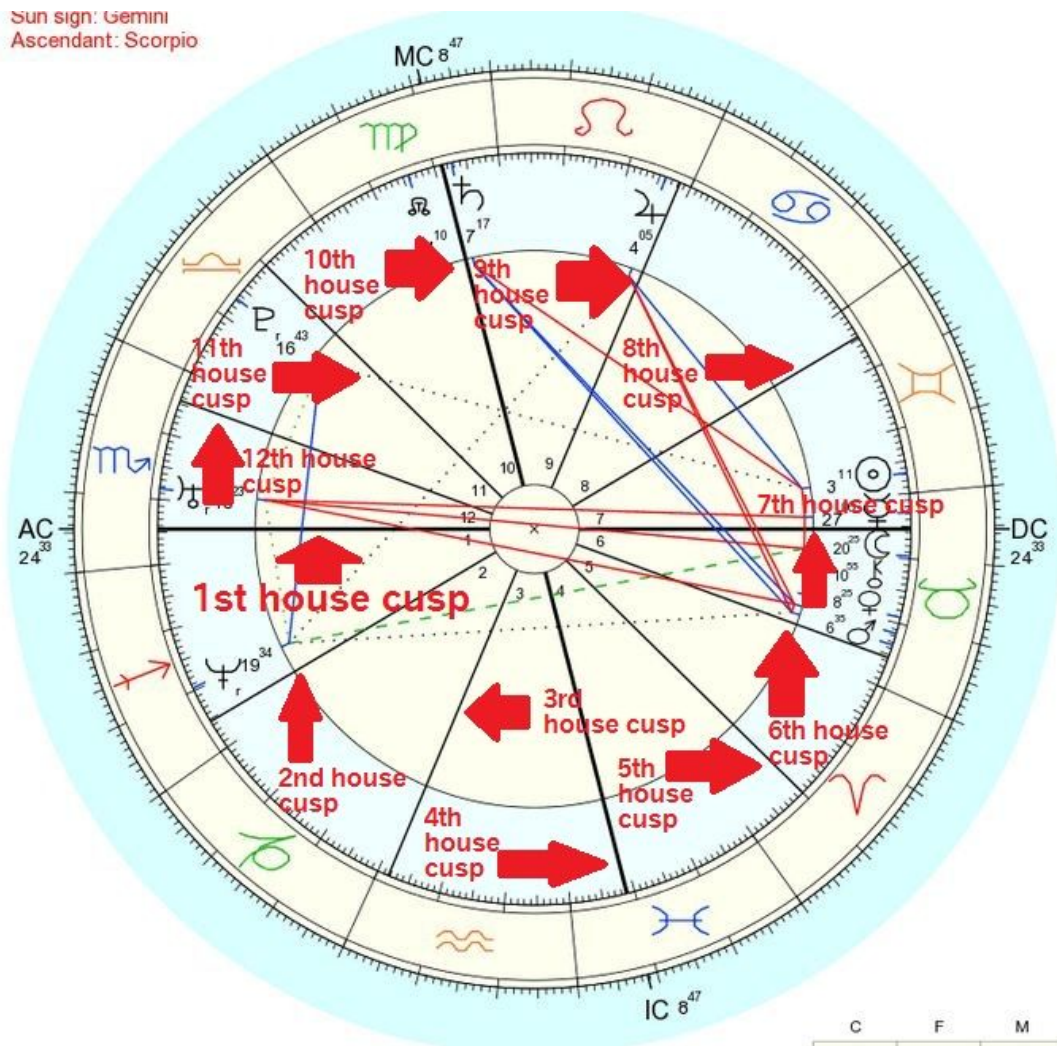


The cusp of a house is the very beginning of that house, the exact location the house starts. The 1st house cusp is the bold black line that goes out to the label AC, which stands for Ascendant, another name for the 1st house cusp (the sign is also called the Rising sign):






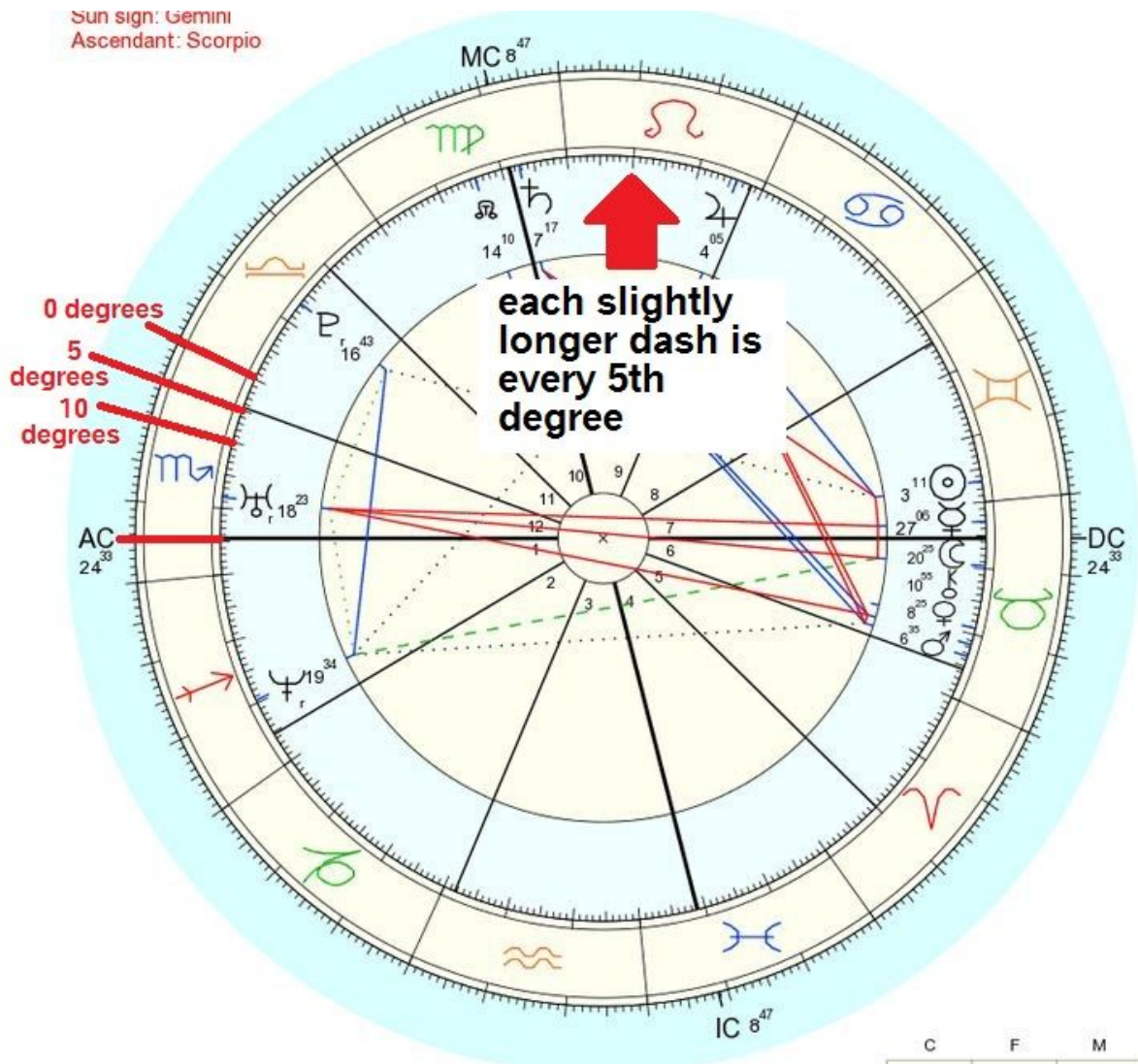
Going counterclockwise, the next line represents the 2nd house cusp, the line after that is the 3rd house cusp, the line after that is the 4th house cusp (also bold and labeled as IC, which stands for Immum Coeli, and is also called the Nadir; the DC stands for Descendant and is the 7th house cusp, and the MC stands for Medium Coeli and is the 10th house cusp, and the MC stands for Medium Coeli and is the 10th house cusp, also called the Midheaven), and so on:



Each line goes out from the center to the outer part of the wheel, which has the glyphs for the signs all along the outside. The sign the line goes to is the sign the house cusp is located:

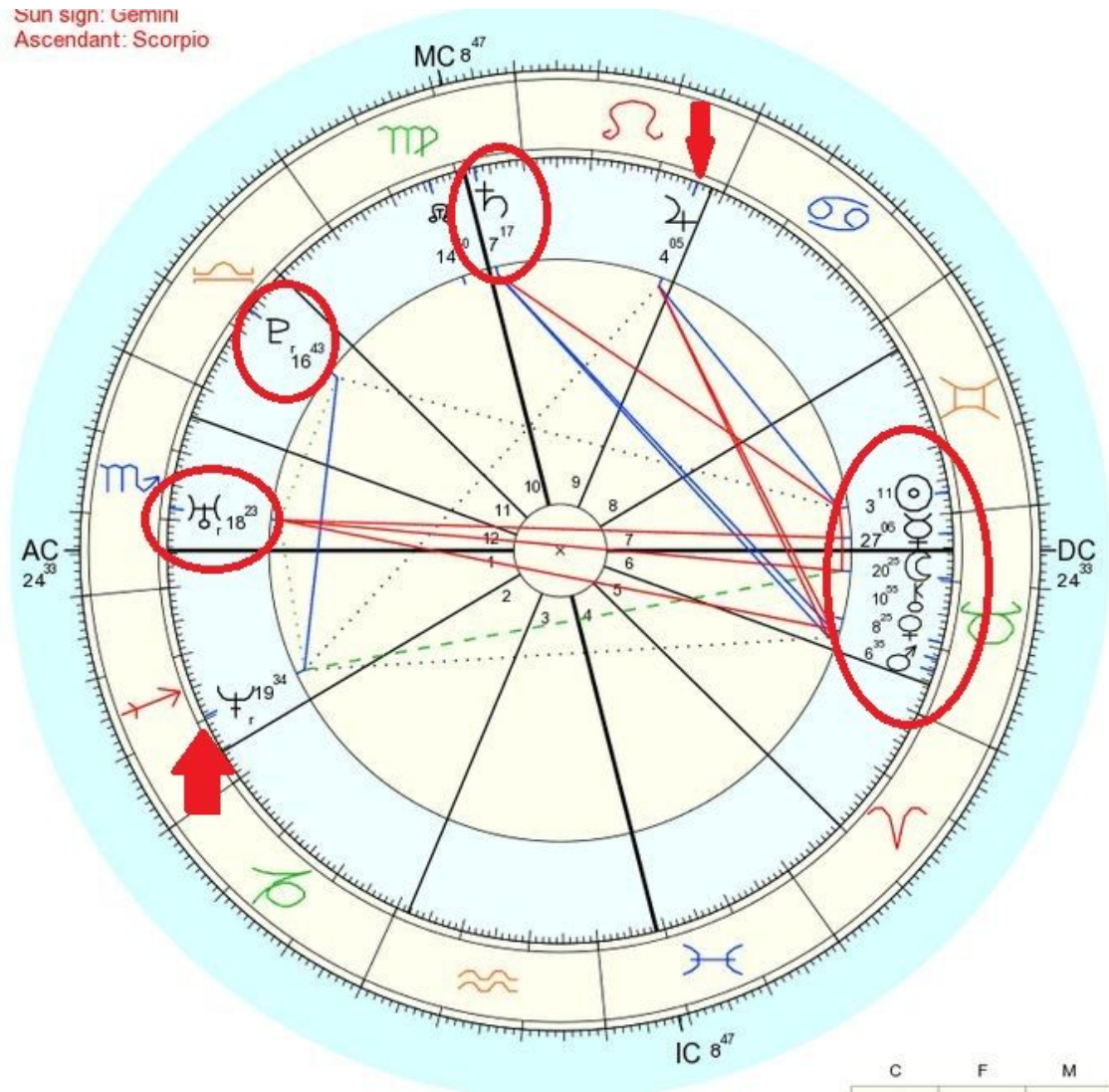


Each sign contains 30 degrees, and you can see 30 small black dashes all along the outer part of the wheel with the signs. Which dash the line goes out to shows the degree in the sign the house cusp is located:



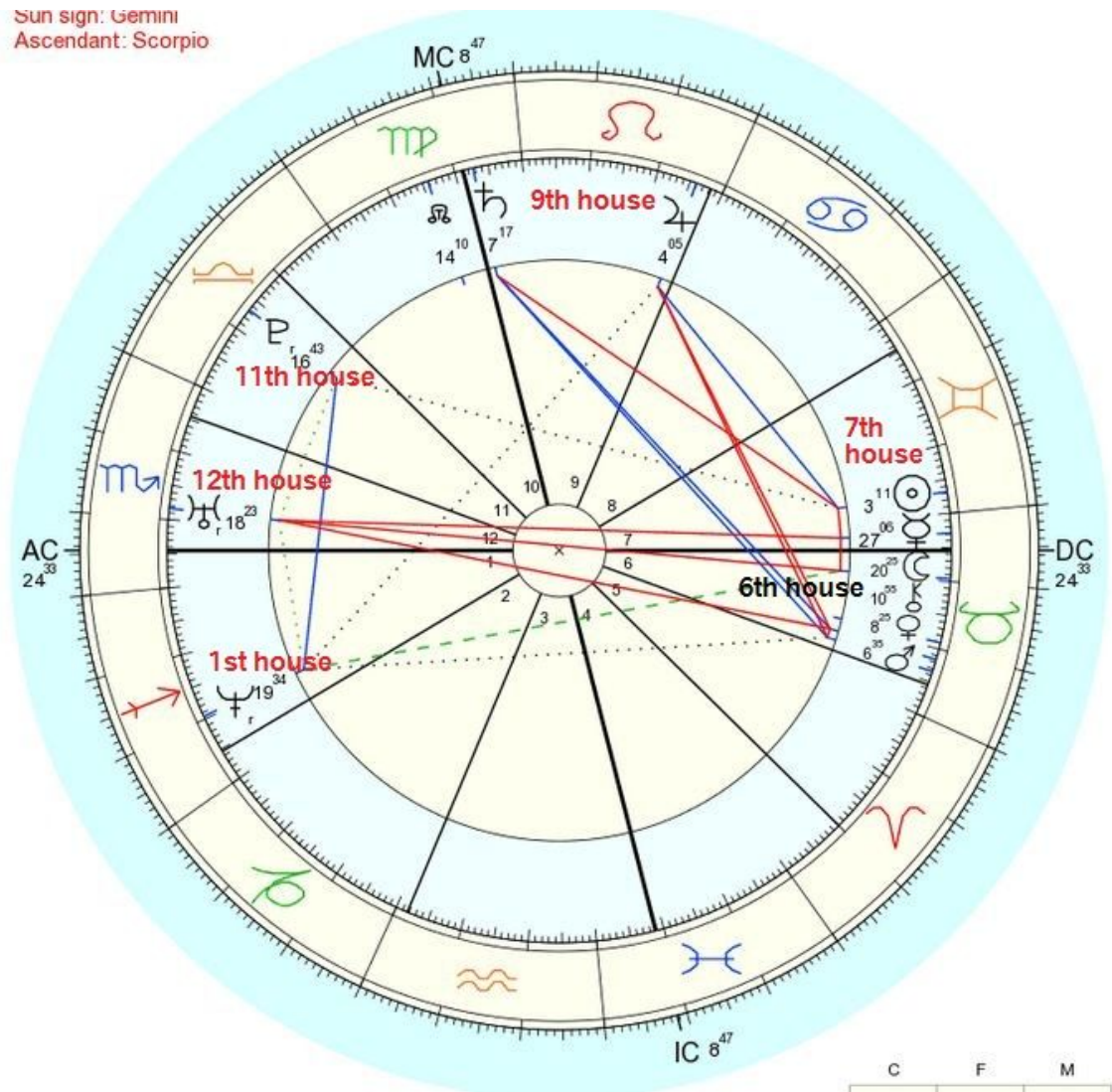


The glyphs for the planets are located by the outer part as well. Each planet has a blue dash by it extending out to the degree and sign it's located:



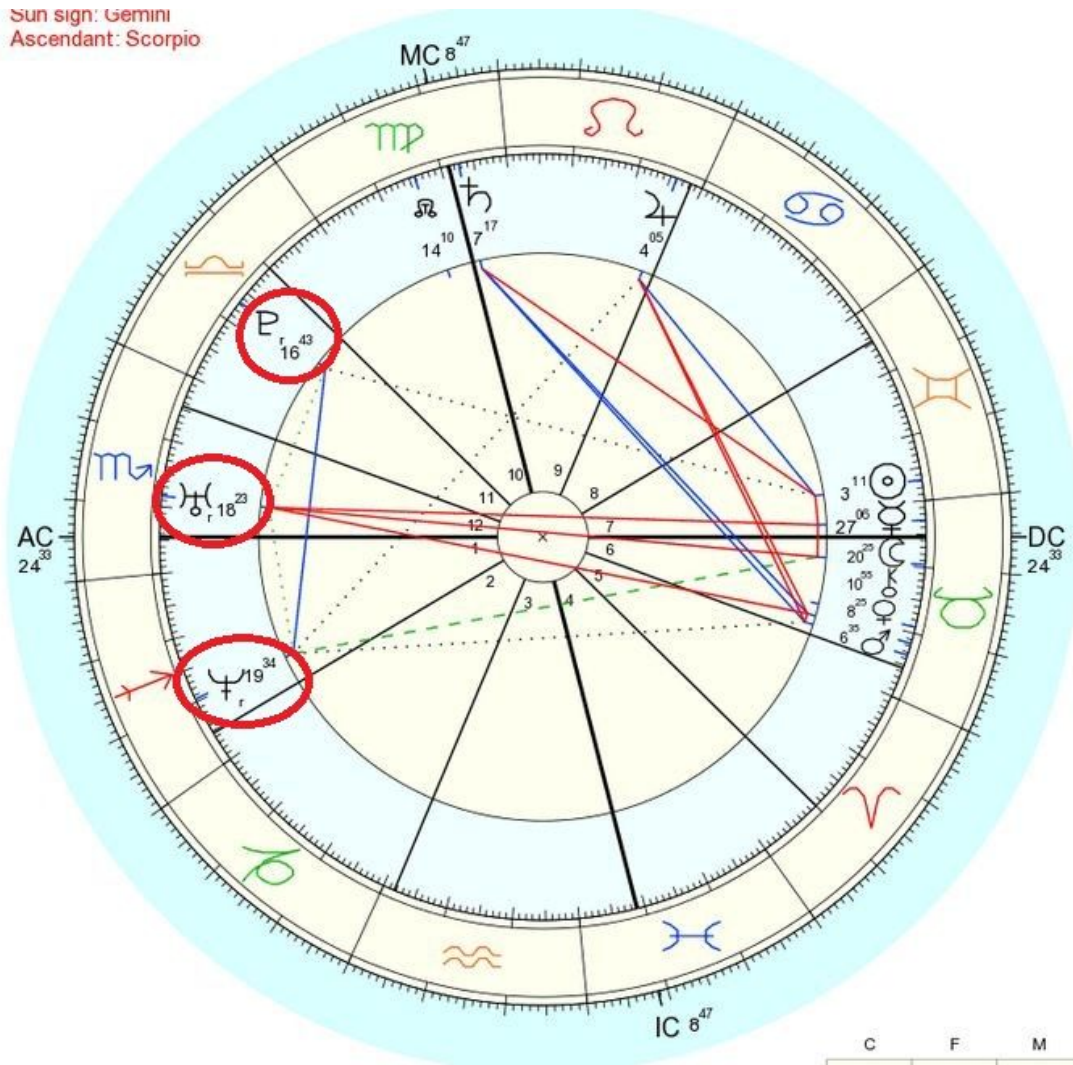


You can see at a glance which house each planet is located by seeing which two black lines (house cusps) the planet is between:



Some of the planets have a little r next to them:

Sun sign: Gemini  
Ascendant: Scorpio



The r stands for retrograde, which is when a planet appears to be moving backward from our vantage point here on Earth; it isn't actually moving backward, it only looks that way because of the way the planets move in relation to one another. Any time you see a little r or big R, this stands for retrograde, which is backward motion.

These are the glyphs for the signs and the planets:

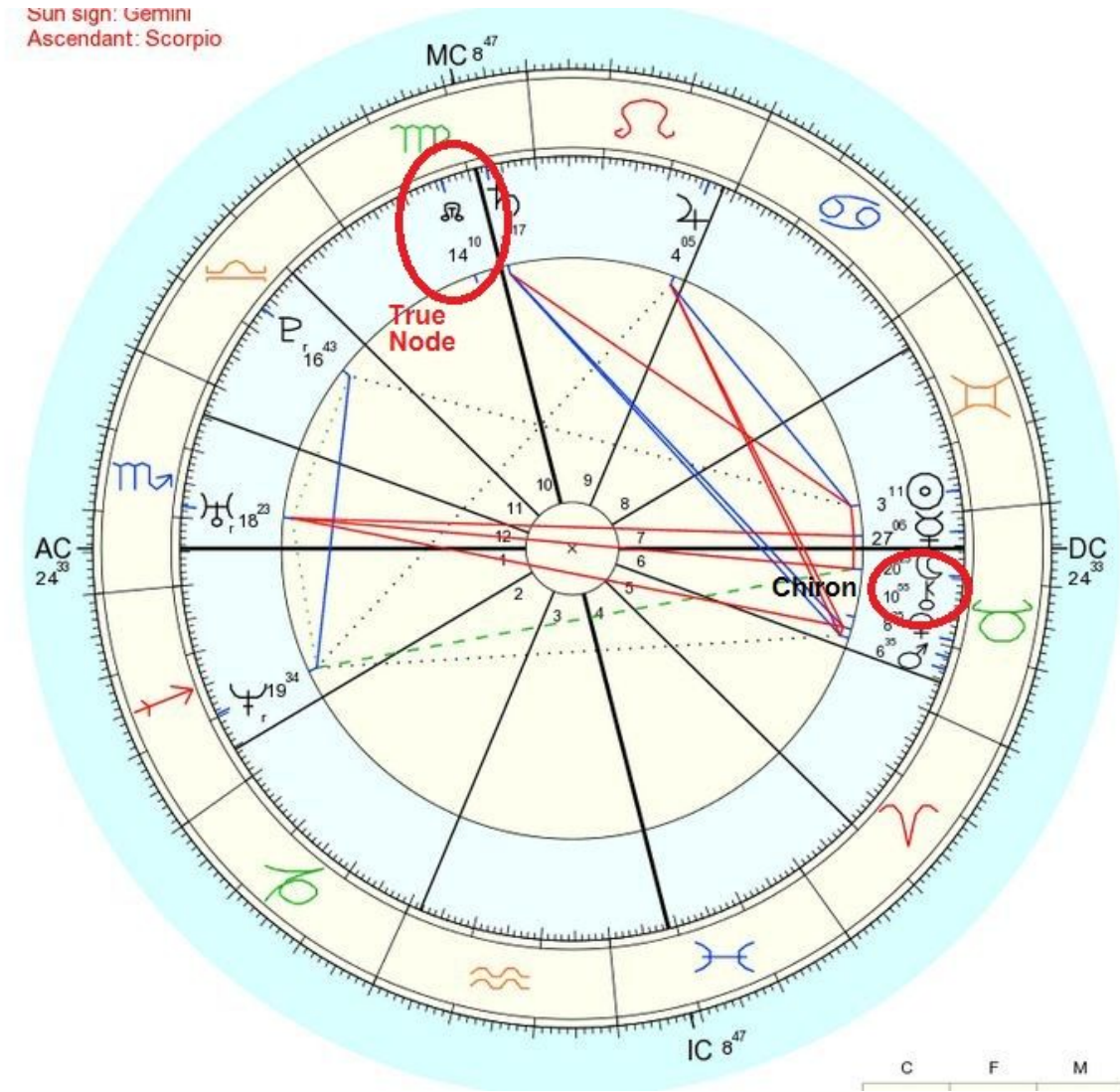
Aries ♈ Taurus ♉ Gemini ♊ Cancer ♋  
Leo ♌ Virgo ♍ Libra ♎ Scorpio ♏  
Sagittarius ♐ Capricorn ♑ Aquarius ♒ Pisces ♓

Sun ☉ Moon ☾ Mercury ☿  
Venus ♀ Mars ♂ Jupiter ♃ Saturn ♄  
Uranus ♅ Neptune ♆ Pluto ♇

Pluto also has a second glyph that looks like it's holding a circle which is occasionally used so good to learn it too:

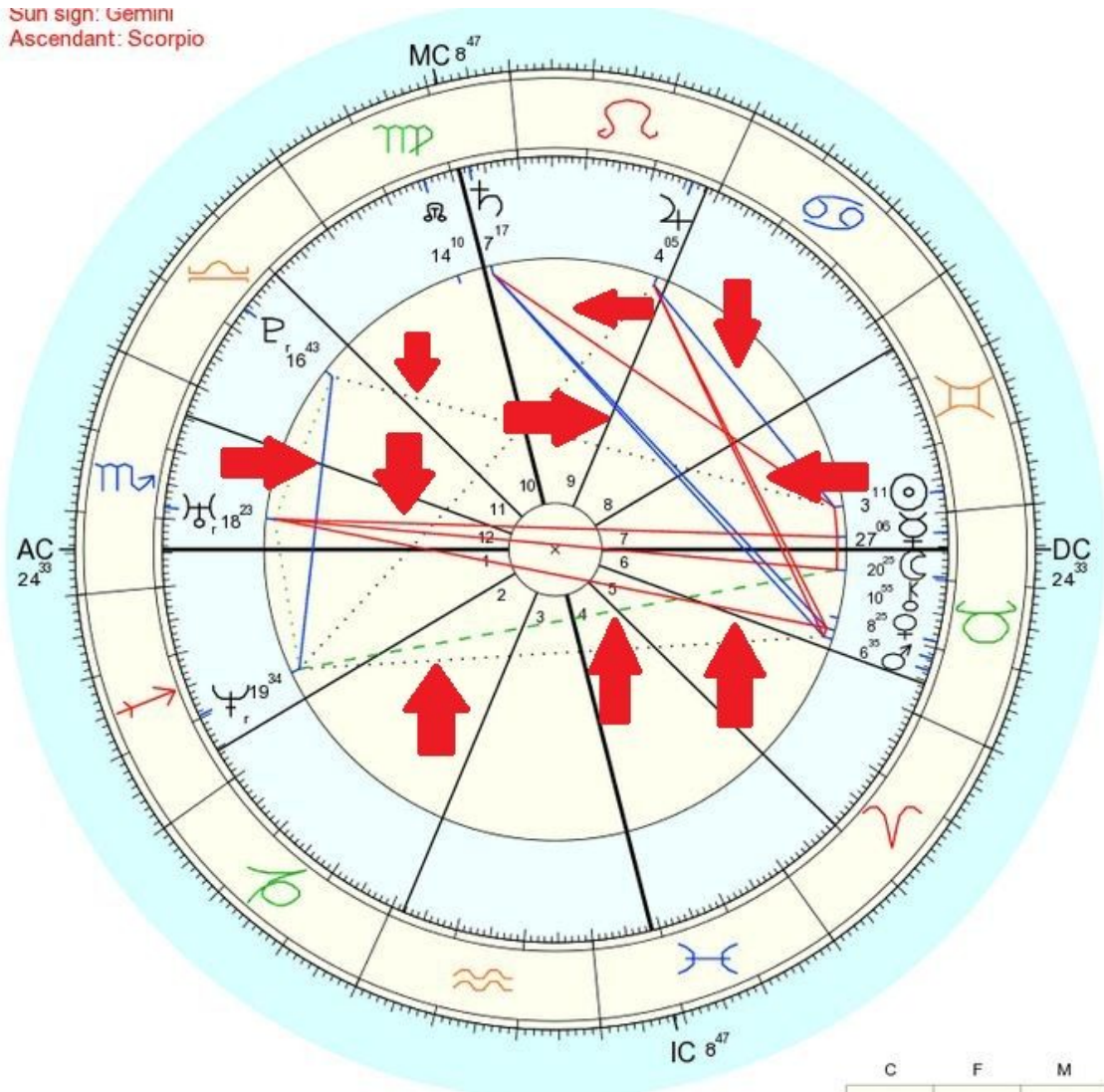


The chart on astro.com also shows the location of True Node (♁) and Chiron (♄♁). True Node is part of the Lunar Nodes, which are the points in the Moon's orbit where it crosses the ecliptic. True Node shows the North Node, and exactly opposite is the South Node. Chiron is an asteroid:



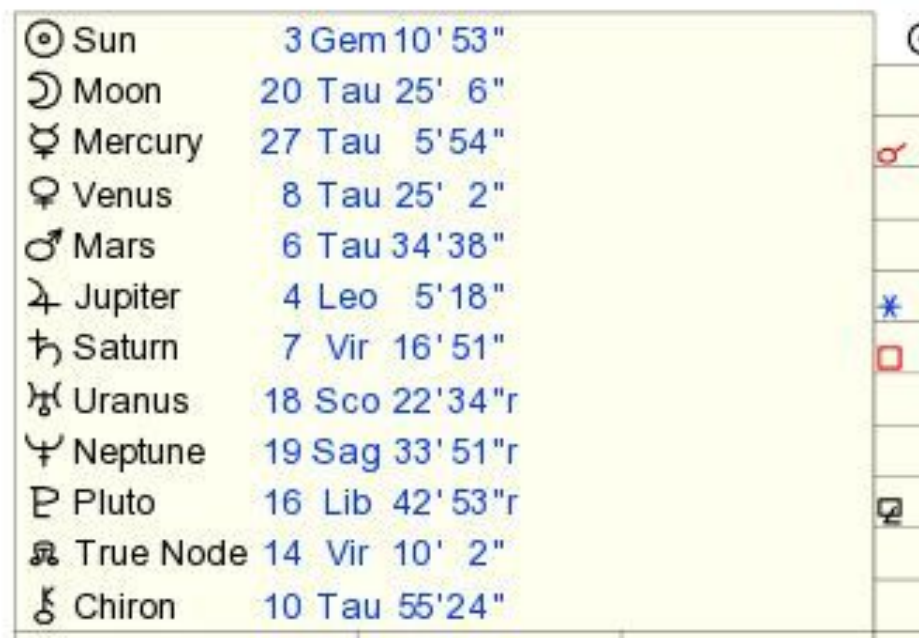


You can also see some lines on the chart wheel that connect the planets (solid red and blue, green dashes, black dots):



These lines represent the aspects that planets make to one another. An aspect is when two points are at certain distances to one another. This chart shows the aspects between the planets in the natal chart.

Now we move down to the square on the lower left which shows the exact locations of the planets in the natal chart:



☉ Sun	3 Gem 10' 53"	☉
☾ Moon	20 Tau 25' 6"	
☿ Mercury	27 Tau 5' 54"	♂
♀ Venus	8 Tau 25' 2"	
♂ Mars	6 Tau 34' 38"	
♃ Jupiter	4 Leo 5' 18"	♃
♄ Saturn	7 Vir 16' 51"	□
♅ Uranus	18 Sco 22' 34"r	
♆ Neptune	19 Sag 33' 51"r	
♇ Pluto	16 Lib 42' 53"r	♇
♁ True Node	14 Vir 10' 2"	
♄♅ Chiron	10 Tau 55' 24"	

You can see each planet is listed with their glyph and the location in the Zodiac they are in the chart. In this section, astro.com doesn't use glyphs for the signs, but instead abbreviates to the first 3 letters of the signs, which are: Ari = Aries, Tau = Taurus, Gem = Gemini, Can = Cancer, Leo = Leo, Vir = Virgo, Lib = Libra, Sco = Scorpio, Sag = Sagittarius, Cap = Capricorn, Aqu = Aquarius, Pis = Pisces:

☉ Sun	3 Gem 10' 53"	<b>Gem = Gemini</b>	☾
☾ Moon	20 Tau 25' 6"	<b>Tau = Taurus</b>	
☿ Mercury	27 Tau 5' 54"		♄
♀ Venus	8 Tau 25' 2"		
♂ Mars	6 Tau 34' 38"		
♃ Jupiter	4 Leo 5' 18"		♆
♄ Saturn	7 Vir 16' 51"	<b>Vir = Virgo</b>	♁
♅ Uranus	18 Sco 22' 34"r	<b>Sco = Scorpio</b>	
♆ Neptune	19 Sag 33' 51"r	<b>Sag = Sagittarius</b>	
♇ Pluto	16 Lib 42' 53"r	<b>Lib = Libra</b>	♁
♁ True Node	14 Vir 10' 2"		
♄ Chiron	10 Tau 55' 24"		

The number to the left of the sign is the degree location in the sign the planet is located. This is always between 0 and 29:



☉ Sun	3	Gem	10' 53"
☾ Moon	20	Tau	25' 6"
☿ Mercury	27	Tau	5' 54"
♀ Venus	8	Tau	25' 2"
♂ Mars	6	Tau	34' 38"
♃ Jupiter	4	Leo	5' 18"
♄ Saturn	7	Vir	16' 51"
♅ Uranus	18	Scor	22' 34"r
♆ Neptune	19	Sag	33' 51"r
♇ Pluto	16	Lio	42' 53"r
♁ True Node	14	Vir	10' 2"
♁ Chiron	10	Tau	55' 24"



There are two numbers to the right of the sign. The first number, before the apostrophe ' , is the minutes location in the degree the planet is at. The second number, before the quotation mark " , is the seconds location in the minute in the degree the planet is at. There are 60 minutes in each degree, and 60 seconds in each minute, so they're always between 0 and 59:



☉ Sun	3	Gen	10' 53"
☾ Moon	20	Tau	25' 6"
☿ Mercury	27	Tau	5' 54"
♀ Venus	8	Tau	25' 2"
♂ Mars	6	Tau	34' 38"
♃ Jupiter	4	Leo	5' 18"
♄ Saturn	7	Vir	16' 51"
♅ Uranus	18	Sco	22' 34"r
♆ Neptune	19	Sag	33' 51"r
♇ Pluto	16	Lib	42' 53"r
♁ True Node	14	Vir	10' 2"
♁ Chiron	10	Tau	55' 24"

So we read them as follows:

The Sun is located at 3 degrees 10 minutes 53 seconds Gemini

The Moon is located at 20 degrees 25 minutes 6 seconds Taurus

Mercury is located at 27 degrees 5 minutes 54 seconds Taurus

Venus is located at 8 degrees 25 minutes 2 seconds Taurus

Mars is located at 6 degrees 34 minutes 38 seconds Taurus

Jupiter is located at 4 degrees 5 minutes 18 seconds Leo

Saturn is located at 7 degrees 16 minutes 51 seconds Virgo

Uranus is located at 18 degrees 22 minutes 34 seconds Scorpio and retrograde

Neptune is located at 19 degrees 33 minutes 51 seconds Sagittarius and retrograde

Pluto is located at 16 degrees 42 minutes 53 seconds Libra and retrograde

True Node is located at 14 degrees 10 minutes 2 seconds Virgo

Chiron is located at 10 degrees 55 minutes 24 seconds Taurus

Now look below that square to the rectangular grid below:

AC: 24 Sco 32' 51"	2: 25 Sag 20'	3: 1 Aqu 46'
MC: 8 Vir 46' 35"	11: 10 Lib 0'	12: 4 Sco 32'

This shows the location of the 12 houses. Like with the planets, they have the signs abbreviated to the first 3 letters, the degree location is to the left, and the minutes is to the right. Seconds are only shown by AC (1st house cusp) and MC (10th house cusp). Remember that the cusp of a house is the very beginning of that house, where it starts, so this grid shows the exact location each house in the chart begins. You can read them as:

The 1st house cusp is located at 24 degrees 32 minutes 51 seconds  
Scorpio

The 2nd house cusp is located at 25 degrees 20 minutes Sagittarius

The 3rd house cusp is located at 1 degree 46 minutes Aquarius

The 10th house cusp is located at 8 degrees 46 minutes 35 seconds  
Virgo

The 11th house cusp is located at 10 degrees 0 minutes Libra

The 12th house cusp is located at 4 degrees 32 minutes Scorpio

You may notice that only 6 of the house cusps are actually shown. This is because the other 6 house cusps are exactly opposite the 6 that are shown. The opposite houses are:

1st house opposite 7th house

2nd house opposite 8th house

3rd house opposite 9th house

4th house opposite 10th house

5th house opposite 11th house

6th house opposite 12th house

So all you have to do is flip the SIGN of the house shown to the OPPOSITE sign, and that's the location of the opposite house. Opposing signs:

Aries opposite Libra

Taurus opposite Scorpio

Gemini opposite Sagittarius

Cancer opposite Capricorn

Leo opposite Aquarius

Virgo opposite Pisces



SO:

The 1st house cusp is located at 24 degrees 32 minutes 51 seconds Scorpio. The opposite house is the 7th house. The sign opposite Scorpio is Taurus. This makes the 7th house cusp located at 24 degrees 32 minute 51 seconds Taurus.

The 2nd house cusp is located at 25 degrees 20 minutes Sagittarius. The opposite house is the 8th house. The sign opposite Sagittarius is Gemini. This makes the 8th house cusp located at 25 degrees 20 minutes Gemini.

The 3rd house cusp is located at 1 degree 46 minutes Aquarius. The opposite house is the 9th house. The sign opposite Aquarius is Leo. This makes the 9th house cusp located at 1 degree 46 minutes Leo.

The 10th house cusp is located at 8 degrees 46 minutes 35 seconds in Virgo. The opposite house is the 4th house. The sign opposite Virgo is Pisces. This makes the 4th house cusp located at 8 degrees 46 minutes 35 seconds in Pisces.

The 11th house cusp is located at 10 degrees 0 minutes Libra. The opposite house is the 5th house. The sign opposite Libra is Aries. This makes the 5th house cusp located at 10 degrees 0 minutes Aries.

The 12th house cusp is located at 4 degrees 32 minutes Scorpio. The opposite house is the 6th house. The sign opposite Scorpio is Taurus. This makes the 12th house cusp located at 4 degrees 32 minutes Taurus.

Now that you know where your house cusps are located, you can learn how to find a point in your houses. Knowing how to find specific points in the Zodiac in your natal houses allows you to figure out which houses your natal planets fall in

Let's take Jane's natal Sun at 3 degrees 10 minutes Gemini. Looking at her house cusps, her 8th house cusp is at 25 degrees 20 minutes in Gemini. 25 degrees is later than 3 degrees, so her natal Sun is before the 8th house cusp, therefore it's in the 7th house.

Let's take a more difficult point - 14 degrees 36 minutes Capricorn. None of Jane's house cusps fall in Capricorn, so we need to look for the house cusps in the sign before Capricorn because this is where the point will be. The signs go in order as follows:

Aries

Taurus

Gemini

Cancer

Leo

Virgo

Libra

Scorpio

Sagittarius

Capricorn

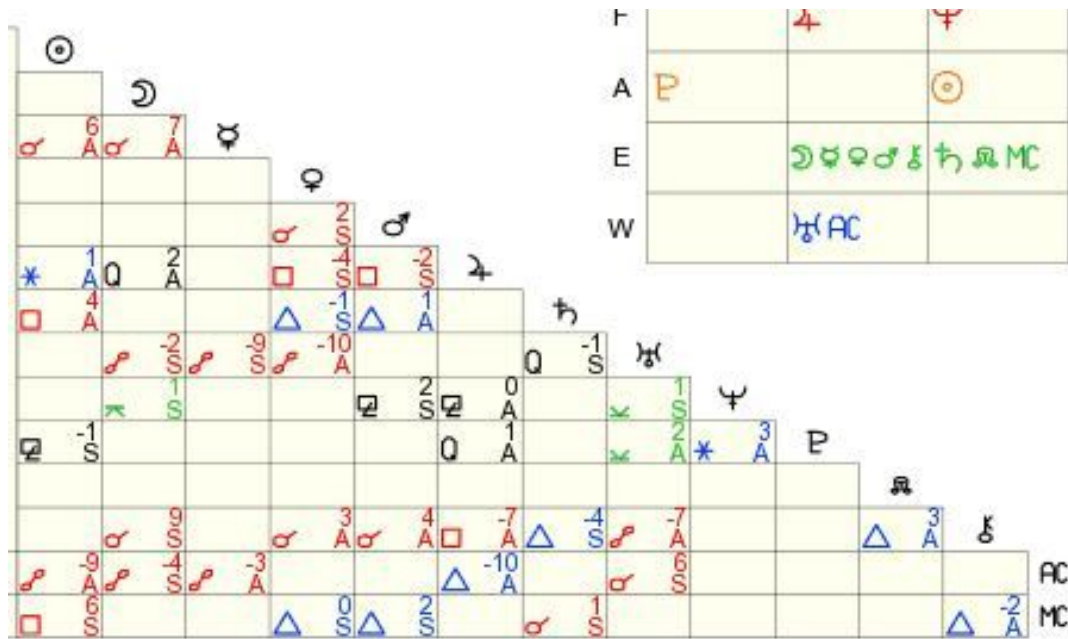
Aquarius

Pisces

(and start over at Aries)

The sign before Capricorn is Sagittarius. Jane's 2nd house cusp is in Sagittarius, so the point of 14 degrees 36 minutes Capricorn is in Jane's 2nd house.

Next on the chart, you can see a grid located to the right of the planets and houses:



This grid shows the aspects the planets make to one another in the chart. For now, these are the symbols for the aspects shown in the grid:

- Conjunction ☿
- Sextile ✖
- Square ◻
- Trine ▲
- Opposition ♂
- Semisextile √
- Quincunx ⚡
- Quintile Q
- biQuintile bQ
- Semisquare ∠
- Sesquiquadrate ◻



You can also see another table to the right of that floating on it's own:

	C	F	M
F		♈	♐
A	♊		♏
E		♉♋♌♍♎♏	♈♊♌♍♎♏
W		♋♏♏♏	

This splits up the planets by element (rows: fire, air, earth, water) and quality (columns: cardinal, fixed, mutable). The signs by element are:

Fire - Aries, Leo, Sagittarius

Earth - Taurus, Virgo, Capricorn

Air - Gemini, Libra, Aquarius

Water - Cancer, Scorpio, Pisces

And the signs by quality (also called modalities) are:

Cardinal - Aries, Cancer, Libra, Capricorn

Fixed - Taurus, Leo, Scorpio, Aquarius

Mutable - Gemini, Virgo, Sagittarius, Pisces