

How to Create and Read an Astrology Chart

There are ten planets and 12 houses in astrology, and an astrology chart is a snapshot of the location in the Zodiac of the ten planets (including the Sun and Moon, excluding Earth) and the 12 houses at a specific moment and location. A natal chart shows their locations at the moment you were born from the location you were born at. This guide will show you the steps for creating a chart on astro.com and fully reading it.

Go to astro.com (a website where you can generate charts for free) and click on My Astro in the upper right:

The screenshot shows the homepage of astro.com. At the top, there is a navigation bar with the site logo 'ASTRO DIENST www.astro.com', a search bar, and links for 'not logged in', 'Login', and 'Shopping Cart'. Below the navigation bar, there are links for 'Home', 'Free Horoscopes', 'Astro Shop', 'All about Astrology', and 'Contact'. A red arrow points to the 'My Astro' link in the top right corner. The main content area is titled 'The World's Best Horoscopes' and features four horoscope categories: 'Personal Daily Horoscope', 'Psychological Horoscope', 'Yearly Horoscope Analysis', and 'Career and Vocation'. On the right side, there is a 'Liz Greene's Astrology for Lovers' form with dropdown menus for 'I am' (Aries), 'female', 'He is / She is' (???, male), and a 'How do you love?' button. Below this is an 'All Reports at a Glance' section with icons for various horoscope types, and a 'Recent Articles' section with a link to 'Syria and the House of Assad'.

Click on Create a horoscope immediately, as a Guest User (you can create an account another time; accounts are free and allow you to save the charts you create in your account):

ASTRO DIENST www.astro.com not logged in Login Shopping Cart

de dk en es fr it nl pt py 中文 日本 Search

Home Free Horoscopes Astro Shop All about Astrology Contact My Astro Forum FAQ

My Astro: Login ["My Astro" Help](#)

Welcome to My Astro!

Log in to your registered user profile here:

Email:

Your astro.com password: [Login](#)

🔒 Forgotten your password? We will send you a link for setting a new password. Please enter your e-mail address above and click "Send help mail". [Send help mail](#)

If you don't have a registered user profile, you have the following options:

- ★ [Create a horoscope immediately, as a Guest User](#) ←
- or.....
- [Create a free registered user profile](#) ?

This brings you to the Birth Data Entry page; a box may pop up about data privacy blah blah blah (haha you know this stuff) that you'll have to check 'I understand':

The screenshot shows the website header for **ASTRO DIENST www.astro.com**. The header includes navigation links: Home, Free Horoscopes, Astro Shop, All about Astrology, and Contact. It also features a search bar, a language selector (de, dk, en, es, fr, it, nl, pt, py, 中文, 日本), and a shopping cart icon. The main content area is titled **Birth Data Entry**. A pop-up window titled **Data Privacy Information** is overlaid on the form. The pop-up text reads: "The data you enter here will only be used to calculate and display the chart interpretations and drawings on www.astro.com. They are transmitted in encrypted form and stored on the servers of Astrodienst. No data will be passed on to third parties. You can delete the guest profile including the birth data contained therein in 'My Astro' at any time." Below this, it states: "This website uses cookies to help you use our services. By using our services, you agree to this. You can find further information about Astrodienst handling your data in our 'Privacy Policy', which you accept with the use of our services." At the bottom of the pop-up, there is a checkbox labeled **I understand (Do not show this information anymore)** and a **continue** button.

Then you are on the Birth Data Entry page. On this page, you have to input your date of birth, place of birth, and time of birth in order to create a natal chart. For now, we'll use example person, Jane, born May 24th 1979 at 7:18PM in Boston Massachusetts, and use this birth data to fill out the fields and click continue:

The screenshot shows the 'Birth Data Entry' form on the website www.astro.com. The form is titled 'Birth Data Entry' and contains the following fields and options:

- first name: Jane
- last name: (optional)
- gender: female male event
- birthday: 24 May 1979 year
- hour: 19 [7 pm] min 18
- country: Massachusetts
- birth town: Boston

At the bottom of the form, there is a link to [show / hide extended settings](#) and a blue 'continue' button.

After clicking continue, you're brought to the Free horoscopes page. Click on Extended Chart Selection at the top under Horoscope Chart Drawings:

Free horoscopes at Astrodienst





Horoscope Chart Drawings  

Chart drawing, Ascendant




Quick access to your chart and calculations

Extended Chart Selection




A wide selection of horoscope types, house systems, asteroids, etc.

Create an Ephemeris




Create an ephemeris for any time range, zodiac choice or selection of asteroids

05:39:29	24 II 48
11:31:36	10 III 6
12:32:44	25 IV 21
13:33:52	10 V 23
14:35:00	25 VI 5
15:36:08	10 VII 30


Today & Tomorrow 

Personal Daily Horoscope




Your individual topics for each day, by Robert Hand (with the Love Horoscope and the Celestial Events)

Short Report Forecast




Central issues of your personal development, by Robert Hand

The Weekly Horoscope




The Astrodienst Sun-sign horoscope, new every week!

Yearly Horoscope Analysis



The challenging annual preview by **Liz Greene**. free Trv-Out

Color Oracle



What are you dealing with right now? This color test will reveal

Natal Chart Wheel is automatically selected in the dropdown menu, so just click on Click here to show the chart:

ASTRO DIENST www.astro.com

Guest user u1570568325 Logout Shopping Cart

de dk en es fr it nl pt py 中文 日本

Search

Home Free Horoscopes Astro Shop All about Astrology Contact

My Astro | Forum | FAQ

Extended Chart Selection

Birth data

Horoscope for: Jane [+ Add a New Person](#)
[Edit birth data](#)

Partner: Jane [+ Add a New Person](#)
[Edit birth data](#)

Sections **Round** Special Ephemeris Pullen/Astrolog

Chart type: Natal Chart Wheel [Click here to show the chart »](#)

Chart drawing style: Web default style

Start date (for charts marked with *) 8 Oct. 2019

[Options for zodiac and houses](#)

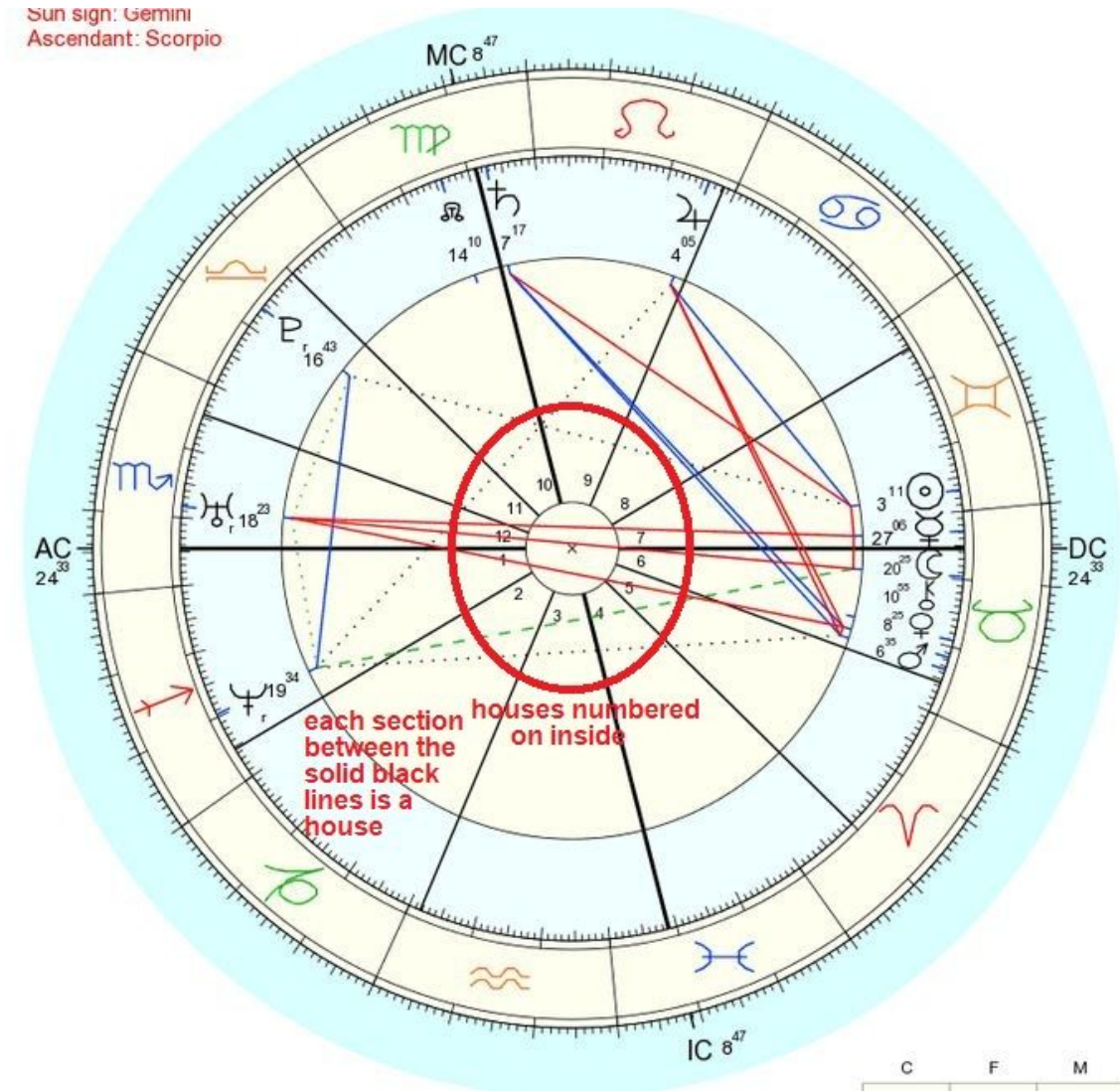
[Default settings](#)

[Display and calculation options](#)

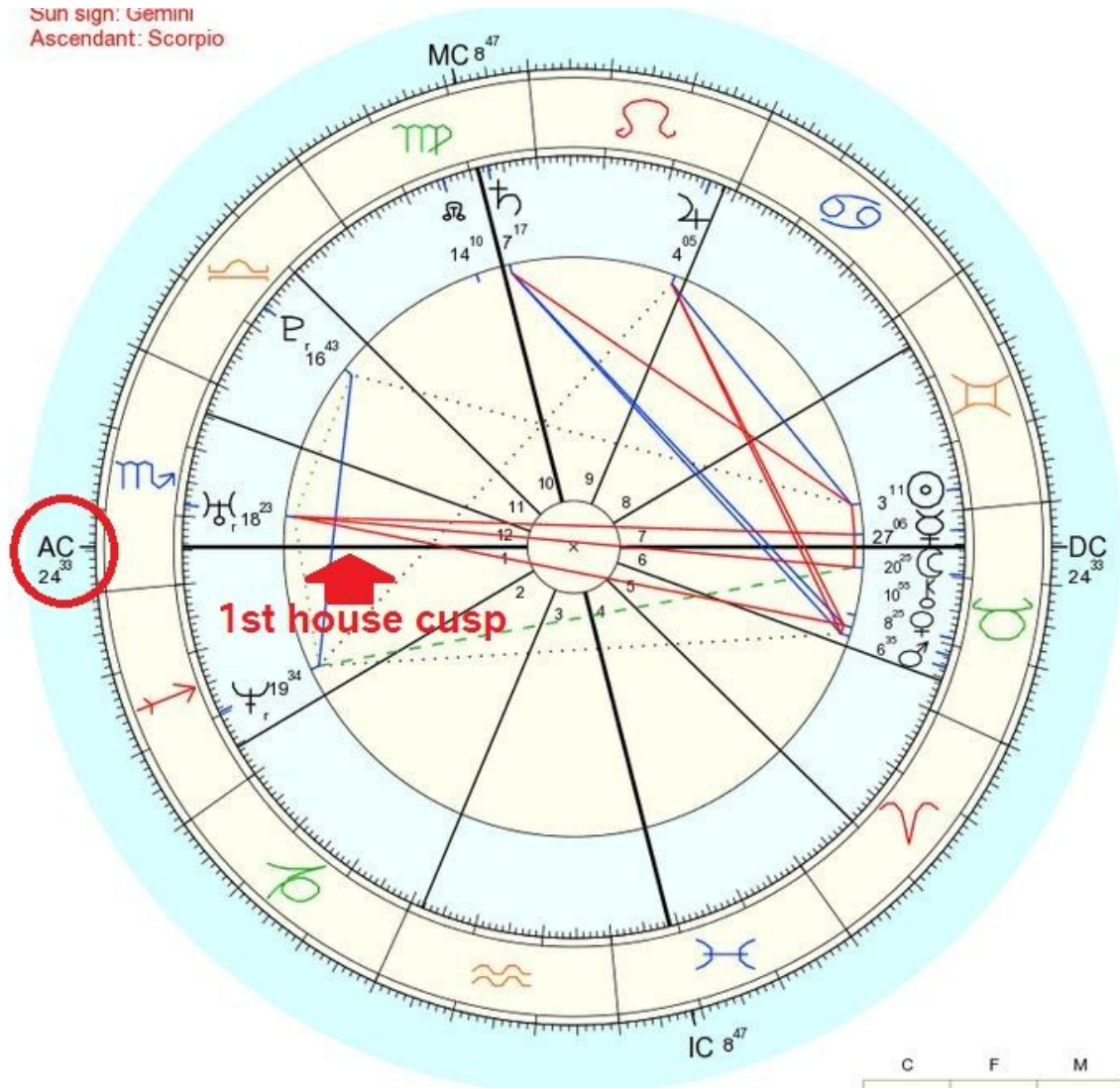
[Additional objects](#)

[Click here to show the chart »](#)

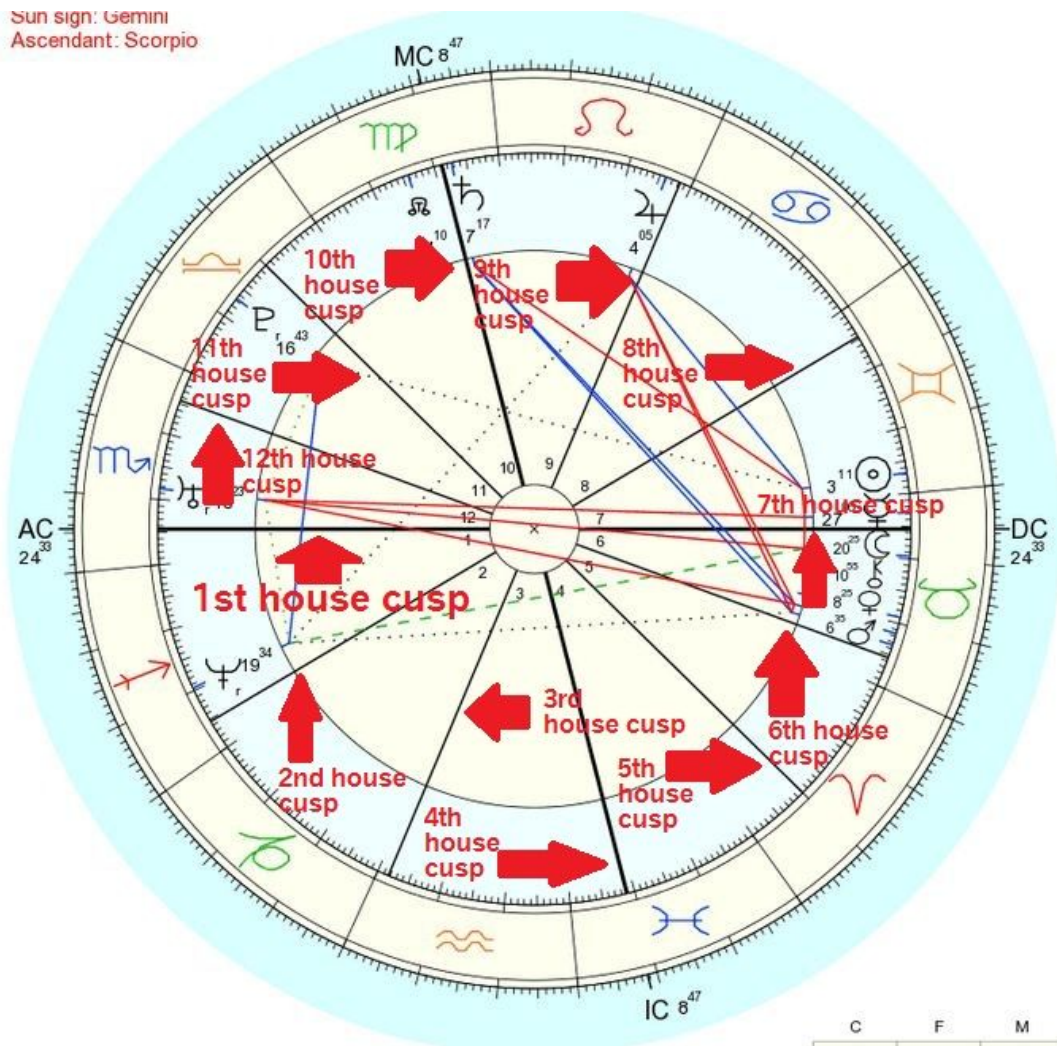
The circle is the chart wheel, and shows the location of each house and planet. The houses are numbered by the inner circle, and the area inside of the two lines around the house number is the house:




The cusp of a house is the very beginning of that house, the exact location the house starts. The 1st house cusp is the bold black line that goes out to the label AC, which stands for Ascendant (the 1st house cusp):



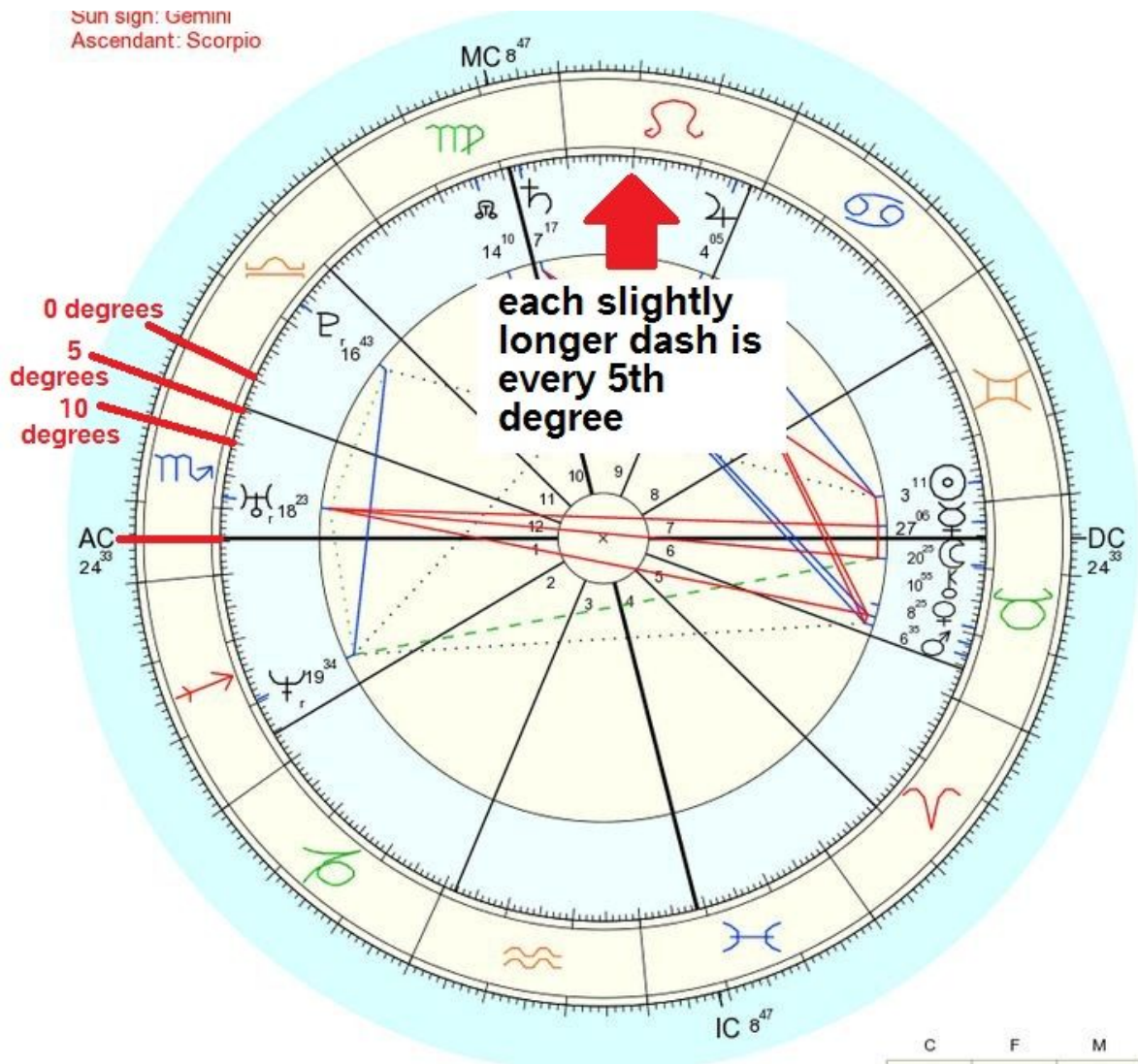
Going counterclockwise, the next line represents the 2nd house cusp, the line after that is the 3rd house cusp, the line after that is the 4th house cusp (also bold and labeled as IC, which stands for Immum Coeli, and is also called the Nadir; the DC stands for Descendant and is the 7th house cusp, and the MC stands for Medium Coeli and is the 10th house cusp, and the MC stands for Medium Coeli and is the 10th house cusp, also called the Midheaven), and so on:



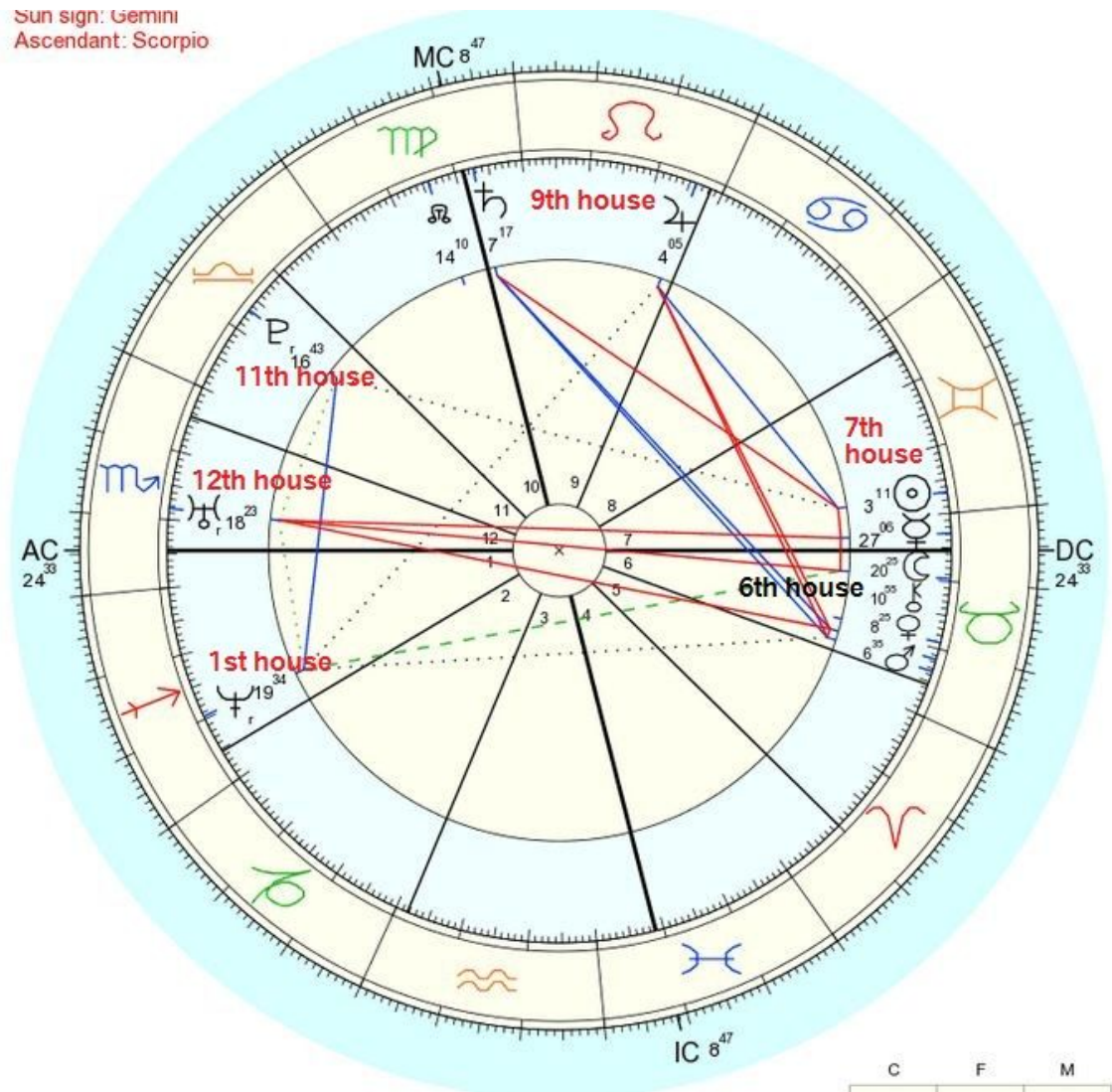
Each line goes out from the center to the outer part of the wheel, which has the glyphs for the signs all along the outside. The sign the line goes to is the sign the house cusp is located:



Each sign contains 30 degrees, and you can see 30 small black dashes all along the outer part of the wheel with the signs. Which dash the line goes out to shows the degree in the sign the house cusp is located:

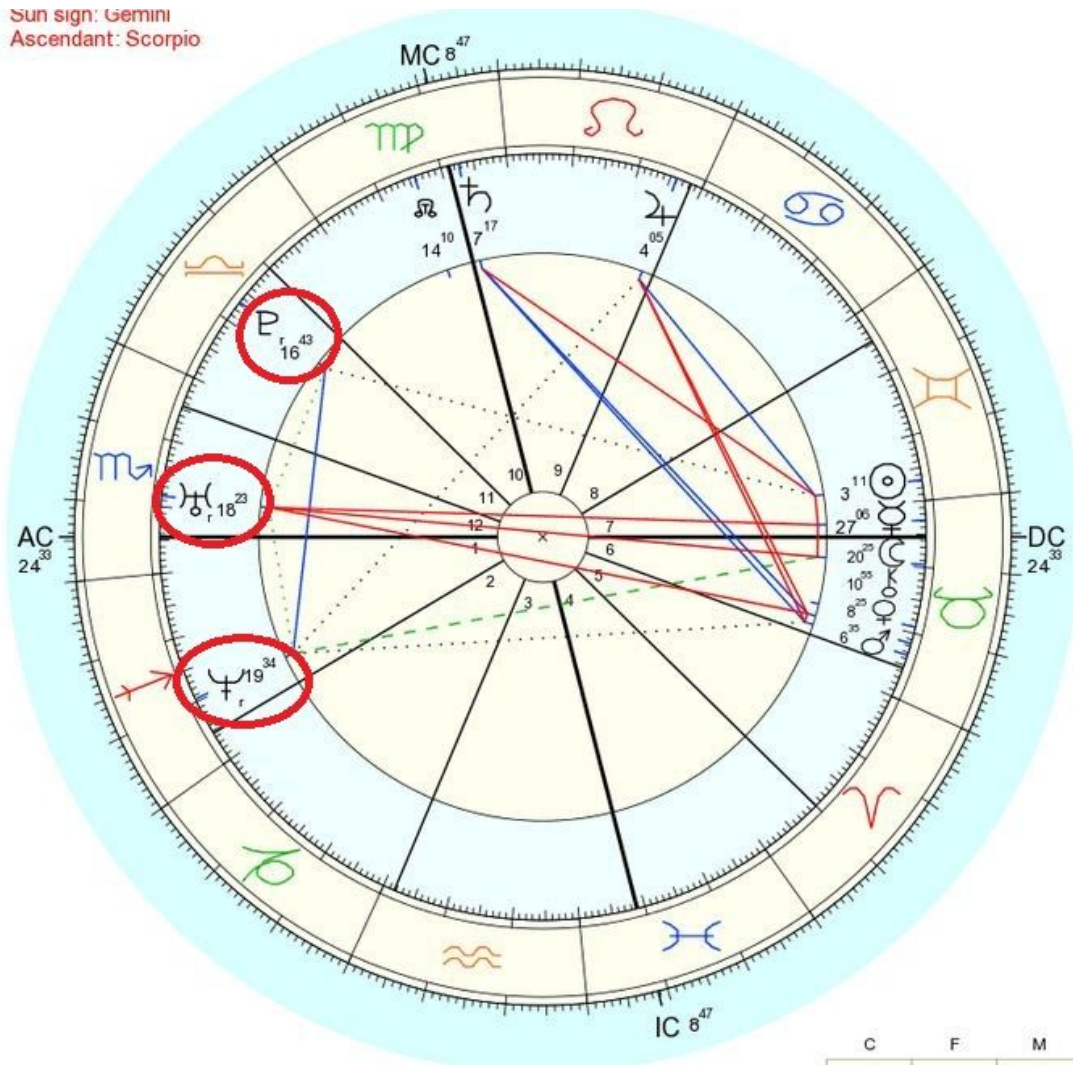


You can see at a glance which house each planet is located by seeing which two black lines (house cusps) the planet is between:



Some of the planets have a little r next to them:

Sun sign: Gemini
Ascendant: Scorpio



The r stands for retrograde, which is when a planet appears to be moving backward from our vantage point here on Earth; it isn't actually moving backward, it only looks that way because of the way the planets move in relation to one another. Any time you see a little r or big R, this stands for retrograde, which is backward motion.

These are the glyphs for the signs and the planets:

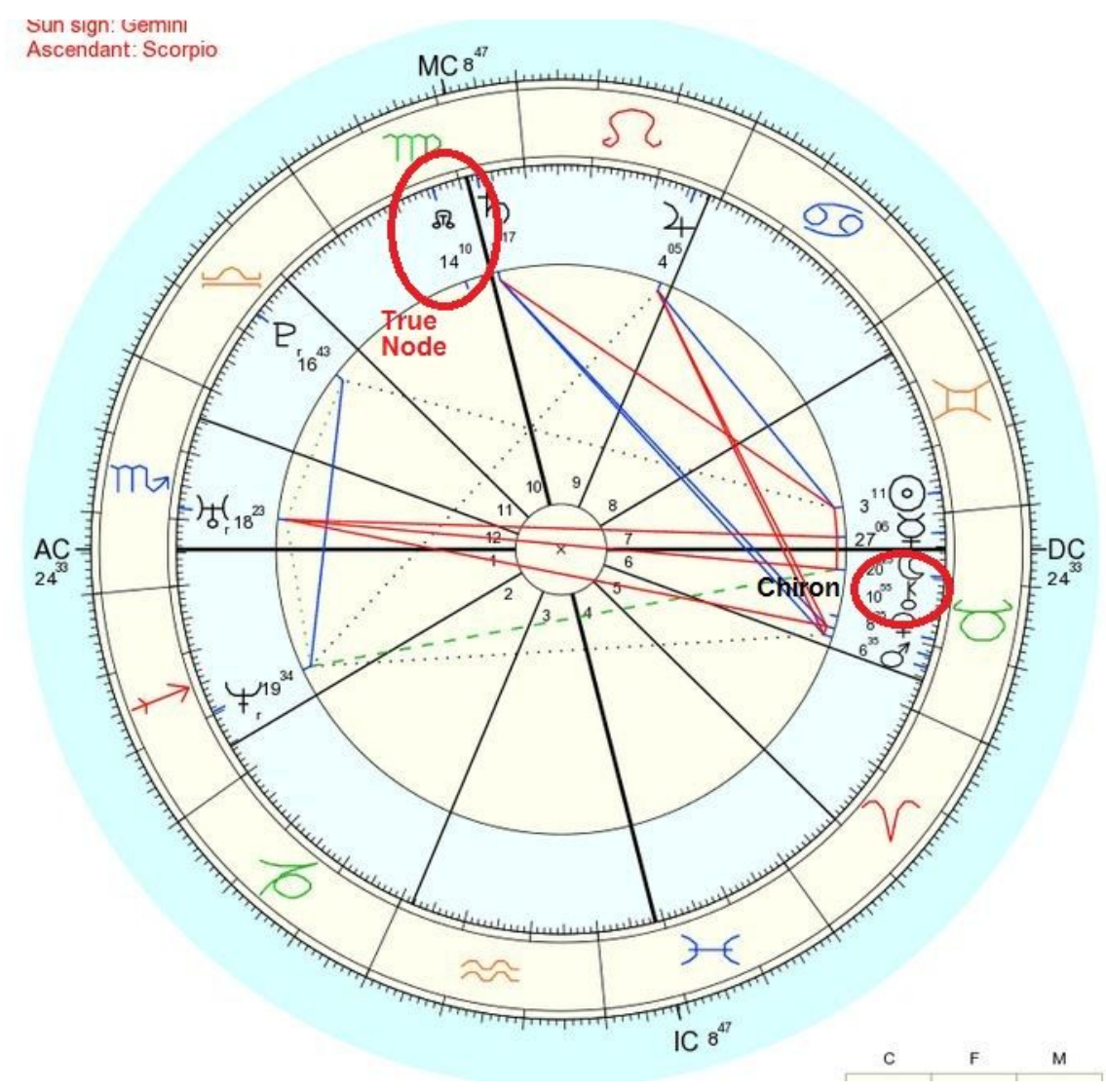
Aries ♈ Taurus ♉ Gemini ♊ Cancer ♋
Leo ♌ Virgo ♍ Libra ♎ Scorpio ♏
Sagittarius ♐ Capricorn ♑ Aquarius ♒ Pisces ♓

Sun ☉ Moon ☾ Mercury ☿
Venus ♀ Mars ♂ Jupiter ♃ Saturn ♄
Uranus ♅ Neptune ♆ Pluto ♇

Pluto also has a second glyph that looks like it's holding a circle which is occasionally used so good to learn it too:

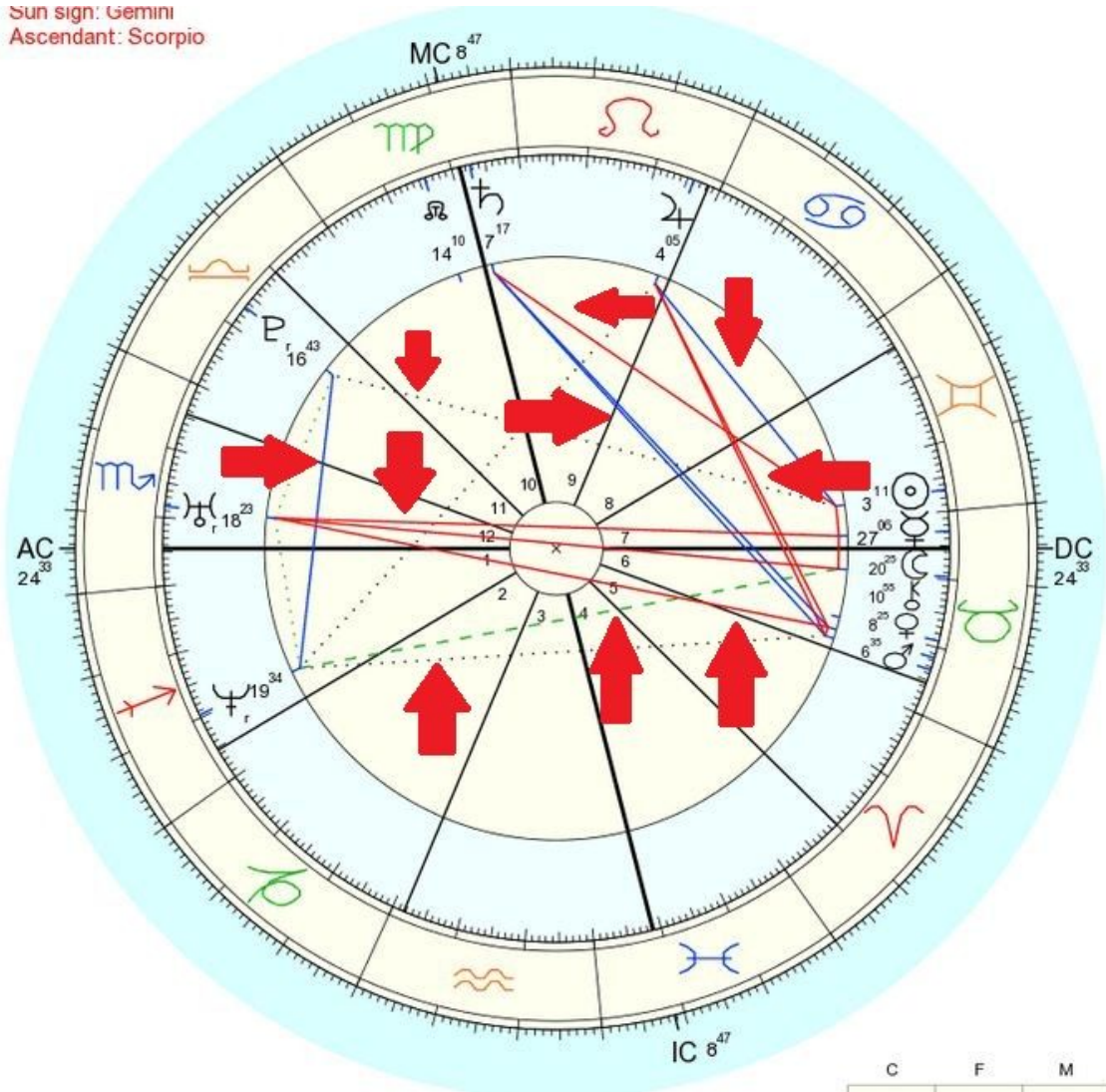


The chart on astro.com also shows the location of True Node (♁) and Chiron (♄). True Node is part of the Lunar Nodes, which are the points in the Moon's orbit where it crosses the ecliptic. True Node shows the North Node, and exactly opposite is the South Node. Chiron is an asteroid:



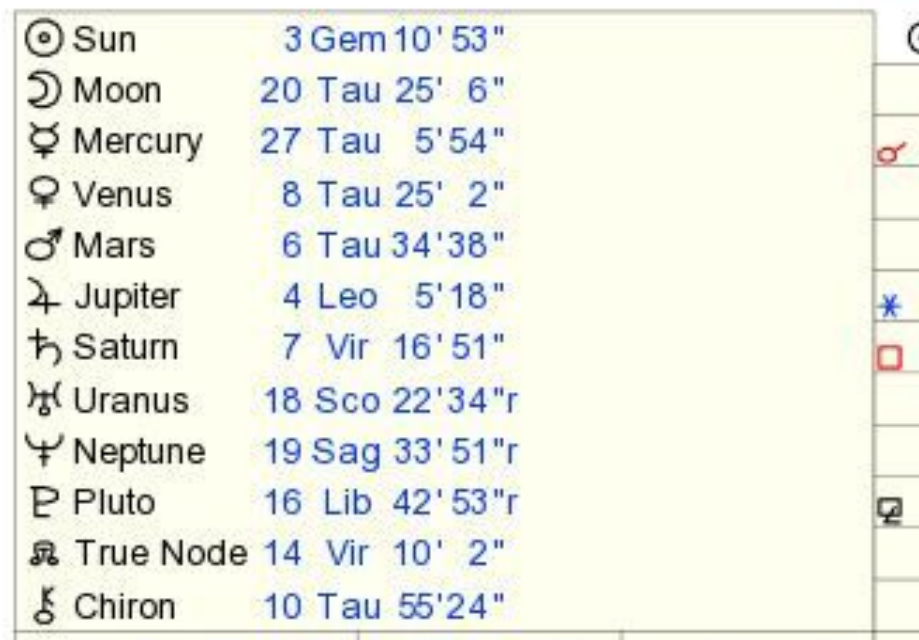
You can also see some lines on the chart wheel that connect the planets (solid red and blue, green dashes, black dots):

Sun sign: Gemini
Ascendant: Scorpio



These lines represent the aspects that planets make to one another. An aspect is when two points are at certain distances to one another. This chart shows the aspects between the planets in the natal chart.

Now we move down to the square on the lower left which shows the exact locations of the planets in the natal chart:



The image shows a screenshot of a natal chart data table. The table lists the following planets and their positions:

☉ Sun	3 Gem 10' 53"
☾ Moon	20 Tau 25' 6"
☿ Mercury	27 Tau 5' 54"
♀ Venus	8 Tau 25' 2"
♂ Mars	6 Tau 34' 38"
♃ Jupiter	4 Leo 5' 18"
♄ Saturn	7 Vir 16' 51"
♅ Uranus	18 Sco 22' 34"r
♆ Neptune	19 Sag 33' 51"r
♇ Pluto	16 Lib 42' 53"r
♁ True Node	14 Vir 10' 2"
♄♅ Chiron	10 Tau 55' 24"

You can see each planet is listed with their glyph and the location in the Zodiac they are in the chart. In this section, astro.com doesn't use glyphs for the signs, but instead abbreviates to the first 3 letters of the signs, which are: Ari = Aries, Tau = Taurus, Gem = Gemini, Can = Cancer, Leo = Leo, Vir = Virgo, Lib = Libra, Sco = Scorpio, Sag = Sagittarius, Cap = Capricorn, Aqu = Aquarius, Pis = Pisces:

☉ Sun	3 Gem 10' 53"	Gem = Gemini	☾
☾ Moon	20 Tau 25' 6"	Tau = Taurus	
☿ Mercury	27 Tau 5' 54"		♄
♀ Venus	8 Tau 25' 2"		
♂ Mars	6 Tau 34' 38"		
♃ Jupiter	4 Leo 5' 18"		♆
♄ Saturn	7 Vir 16' 51"	Vir = Virgo	♁
♅ Uranus	18 Sco 22' 34"r	Sco = Scorpio	
♆ Neptune	19 Sag 33' 51"r	Sag = Sagittarius	
♇ Pluto	16 Lib 42' 53"r	Lib = Libra	♁
♁ True Node	14 Vir 10' 2"		
♄ Chiron	10 Tau 55' 24"		

The number to the left of the sign is the degree location in the sign the planet is located. This is always between 0 and 29:



☉ Sun	3	Gem	10' 53"
☾ Moon	20	Tau	25' 6"
☿ Mercury	27	Tau	5' 54"
♀ Venus	8	Tau	25' 2"
♂ Mars	6	Tau	34' 38"
♃ Jupiter	4	Leo	5' 18"
♄ Saturn	7	Vir	16' 51"
♅ Uranus	18	Scor	22' 34"r
♆ Neptune	19	Sag	33' 51"r
♇ Pluto	16	Lio	42' 53"r
♁ True Node	14	Vir	10' 2"
♄♅ Chiron	10	Tau	55' 24"

There are two numbers to the right of the sign. The first number, before the apostrophe ' , is the minutes location in the degree the planet is at. The second number, before the quotation mark " , is the seconds location in the minute in the degree the planet is at. There are 60 minutes in each degree, and 60 seconds in each minute, so they're always between 0 and 59:



☉ Sun	3	Gen	10' 53"
☾ Moon	20	Tau	25' 6"
☿ Mercury	27	Tau	5' 54"
♀ Venus	8	Tau	25' 2"
♂ Mars	6	Tau	34' 38"
♃ Jupiter	4	Leo	5' 18"
♄ Saturn	7	Vir	16' 51"
♅ Uranus	18	Sco	22' 34"r
♆ Neptune	19	Sag	33' 51"r
♇ Pluto	16	Lib	42' 53"r
♁ True Node	14	Vir	10' 2"
♁ Chiron	10	Tau	55' 24"

So we read them as follows:

The Sun is located at 3 degrees 10 minutes 53 seconds Gemini

The Moon is located at 20 degrees 25 minutes 6 seconds Taurus

Mercury is located at 27 degrees 5 minutes 54 seconds Taurus

Venus is located at 8 degrees 25 minutes 2 seconds Taurus

Mars is located at 6 degrees 34 minutes 38 seconds Taurus

Jupiter is located at 4 degrees 5 minutes 18 seconds Leo

Saturn is located at 7 degrees 16 minutes 51 seconds Virgo

Uranus is located at 18 degrees 22 minutes 34 seconds Scorpio and retrograde

Neptune is located at 19 degrees 33 minutes 51 seconds Sagittarius and retrograde

Pluto is located at 16 degrees 42 minutes 53 seconds Libra and retrograde

True Node is located at 14 degrees 10 minutes 2 seconds Virgo

Chiron is located at 10 degrees 55 minutes 24 seconds Taurus

Now look below that square to the rectangular grid below:

AC: 24 Sco 32' 51"	2: 25 Sag 20'	3: 1 Aqu 46'
MC: 8 Vir 46' 35"	11: 10 Lib 0'	12: 4 Sco 32'

This shows the location of the 12 houses. Like with the planets, they have the signs abbreviated to the first 3 letters, the degree location is to the left, and the minutes is to the right. Seconds are only shown by AC (1st house cusp) and MC (10th house cusp). Remember that the cusp of a house is the very beginning of that house, where it starts, so this grid shows the exact location each house in the chart begins. You can read them as:

The 1st house cusp is located at 24 degrees 32 minutes 51 seconds
Scorpio

The 2nd house cusp is located at 25 degrees 20 minutes Sagittarius

The 3rd house cusp is located at 1 degree 46 minutes Aquarius

The 10th house cusp is located at 8 degrees 46 minutes 35 seconds
Virgo

The 11th house cusp is located at 10 degrees 0 minutes Libra

The 12th house cusp is located at 4 degrees 32 minutes Scorpio

You may notice that only 6 of the house cusps are actually shown. This is because the other 6 house cusps are exactly opposite the 6 that are shown. The opposite houses are:

1st house opposite 7th house

2nd house opposite 8th house

3rd house opposite 9th house

4th house opposite 10th house

5th house opposite 11th house

6th house opposite 12th house

So all you have to do is flip the SIGN of the house shown to the OPPOSITE sign, and that's the location of the opposite house. Opposing signs:

Aries opposite Libra

Taurus opposite Scorpio

Gemini opposite Sagittarius

Cancer opposite Capricorn

Leo opposite Aquarius

Virgo opposite Pisces

SO:

The 1st house cusp/Ascendant is located at 24 degrees 32 minutes 51 seconds Scorpio. The opposite house is the 7th house. The sign opposite Scorpio is Taurus. This makes the 7th house cusp/Descendant located at 24 degrees 32 minute 51 seconds Taurus.

The 2nd house cusp is located at 25 degrees 20 minutes Sagittarius. The opposite house is the 8th house. The sign opposite Sagittarius is Gemini. This makes the 8th house cusp located at 25 degrees 20 minutes Gemini.

The 3rd house cusp is located at 1 degree 46 minutes Aquarius. The opposite house is the 9th house. The sign opposite Aquarius is Leo. This makes the 9th house cusp located at 1 degree 46 minutes Leo.

The 10th house cusp/Midheaven is located at 8 degrees 46 minutes 35 seconds in Virgo. The opposite house is the 4th house. The sign opposite Virgo is Pisces. This makes the 4th house cusp/Immun Coeli located at 8 degrees 46 minutes 35 seconds in Pisces.

The 11th house cusp is located at 10 degrees 0 minutes Libra. The opposite house is the 5th house. The sign opposite Libra is Aries. This makes the 5th house cusp located at 10 degrees 0 minutes Aries.

The 12th house cusp is located at 4 degrees 32 minutes Scorpio. The opposite house is the 6th house. The sign opposite Scorpio is Taurus. This makes the 12th house cusp located at 4 degrees 32 minutes Taurus.

Now that you know where your house cusps are located, you can learn how to find a point in your houses. Knowing how to find specific points in the Zodiac in your natal houses allows you to figure out which houses your natal planets fall in

Let's take Jane's natal Sun at 3 degrees 10 minutes Gemini. Looking at her house cusps, her 8th house cusp is at 25 degrees 20 minutes in Gemini. 25 degrees is later than 3 degrees, so her natal Sun is before the 8th house cusp, therefore it's in the 7th house.

Let's take a more difficult point - 14 degrees 36 minutes Capricorn. None of Jane's house cusps fall in Capricorn, so we need to look for the house cusps in the sign before Capricorn because this is where the point will be. The signs go in order as follows:

Aries

Taurus

Gemini

Cancer

Leo

Virgo

Libra

Scorpio

Sagittarius

Capricorn

Aquarius

Pisces

(and start over at Aries)

The sign before Capricorn is Sagittarius. Jane's 2nd house cusp is in Sagittarius, so the point of 14 degrees 36 minutes Capricorn is in Jane's 2nd house.

Next on the chart, you can see a grid located to the right of the planets and houses:



This grid shows the aspects the planets make to one another in the chart. These are the symbols for the aspects shown in the grid:

- Conjunction ☿
- Sextile ✳
- Square ◻
- Trine ▲
- Opposition ♁
- Semisextile ∨
- Quincunx ⚡
- Quintile Q
- biQuintile bQ
- Semisquare ∠
- Sesquiquadrate ◻

You can also see another table to the right of that floating on it's own:

	C	F	M
F		♈	♐
A	♊		♏
E		♉♋♌♍♎♏	♈♊♌♍♎♏
W		♋♏♏♏	

This splits up the planets by element (rows: fire, air, earth, water) and quality (columns: cardinal, fixed, mutable). The signs by element are:

Fire - Aries, Leo, Sagittarius

Earth - Taurus, Virgo, Capricorn

Air - Gemini, Libra, Aquarius

Water - Cancer, Scorpio, Pisces

And the signs by quality (also called modalities) are:

Cardinal - Aries, Cancer, Libra, Capricorn

Fixed - Taurus, Leo, Scorpio, Aquarius

Mutable - Gemini, Virgo, Sagittarius, Pisces

Now that you know how to read a chart, you can start gathering information needed for the course! You can already find the signs that your natal angles are in; to find any aspecting your natal angles, you'll look to the grid located to the right of the planets and houses:



This grid shows the aspects the planets make to one another in the chart. You'll want to look at the aspects for the AC (Ascendant) and MC (Midheaven). We're focusing on the major aspects (conjunct, sextile, square, trine opposite).

So for the AC, we see:

Sun opposite (so the Sun is conjunct the Descendant)

Moon opposite (so the Moon is conjunct the Descendant)

Mercury opposite (so Mercury is conjunct the Descendant)

Jupiter trine (so Jupiter is trine the Ascendant and sextile the Descendant)

Uranus conjunct (so Uranus is conjunct the Ascendant)

If a planet is conjunct the Ascendant, it's opposite the Descendant; if a planet is sextile the Ascendant, it's trine the Descendant; if a planet is square the Ascendant, it's square the Descendant; if a planet is trine the Ascendant, it's sextile the Descendant; if a planet is opposite the Ascendant, it's conjunct the Descendant.

For the MC, we see:

Sun square (so the Sun is square the Immum Coeli and Midheaven)

Venus trine (so Venus is trine the Midheaven and sextile the Immum Coeli)

Mars trine (so Mars is trine the Midheaven and sextile the Immum Coeli)

Saturn conjunct (so Saturn is conjunct the Midheaven)

Chiron trine (so Chiron is trine the Midheaven and sextile the Immum Coeli)

If a planet is conjunct the Midheaven, it's opposite the Immum Coeli; if a planet is sextile the Midheaven, it's trine the Immum Coeli; if a planet is square the Midheaven, it's square the Immum Coeli; if a planet is trine the Midheaven, it's sextile the Immum Coeli; if a planet is opposite the Midheaven, it's conjunct the Immum Coeli.

Conjunctions mean they are aligned and amplify energy; sextiles and trines are positive aspects of beneficial energy; squares and oppositions are hard aspects of challenging energy.

You can go back to Extended Chart Selection and choose the other charts you need to create from the dropdown menu. You'll want your progressed chart, solar return chart, and lunar return chart (if you want to assess the composite chart, which is the chart of a relationship, you'll need the birth data for the other person and will need to go back to 'My Astro' to input new birth data, then come back to Extended Chart Selection and choose 'Composite Chart, Midpoint-method (2)' from the dropdown menu).

You'll find the placements and aspects in those charts the same way as for your natal chart.

For your progressed angles, if they are at 29 degrees (so 29 is the first number), this means they are going to enter new signs over the next year. This is big energy to pay attention to!

If your progressed angles are at 0 degrees, this means they just entered new signs within the last year (so you're already feeling the change that comes with that).

Assess the ACnat and MCnat rows to see progressed planets aspecting them; assess the ACpr and MCpr for natal planets aspecting them. You'll want to look for aspects by the natal planets to the progressed angles that are 1 degree or less and have an a not an s (this means the aspect will go exact over the next year).

For aspects to the natal angles, you'll want to look for aspects under 1 degree by the progressed Sun, Mercury or Venus and have an a not an s (should go exact over the next year); look for aspects under 30 minutes by progressed Mars with an a (should go exact over the next year); and any aspects with an a for the progressed Moon (since the progressed Moon moves about 1 degree per month, it can rush through 12 degrees in one year).

Finally, the transit (moving) planets impacting your natal angles. To track transit aspects, in astro.com, click on 'Special' in Extended Chart Selection (next to Round), and select 'Graphical ephemeris for 1 year, w. natal*' in the dropdown menu. Also check the box that says, 'show time data in time zone of reference place' (this will give aspects in your time zone).

ASTRO DIENST www.astro.com

Home Free Horoscopes Astro Shop All about Astrology Contact

Extended Chart Selection - Special charts

Birth data

Horoscope for: Jane

Sections: Round **Special** Ephemeris Pullen/Astrolog

Chart type: Graphical ephemeris for 1 year, w. natal *

Start date (for charts marked with *): 8 Oct. 2019

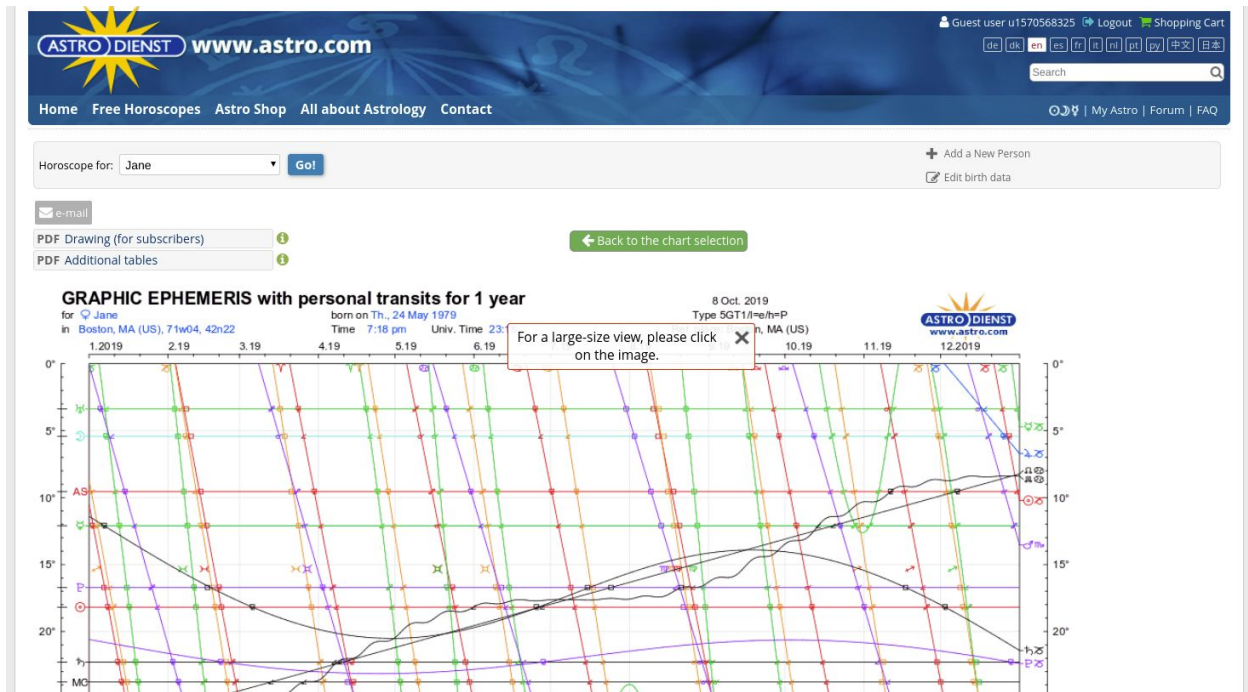
show time data in time zone of reference place

Options for zodiac and houses

Default settings

Display and calculation options (1 options activated)

Click to show the chart. It'll show a funky graph; click on 'PDF Additional tables' above that:



This will provide a PDF file with 4 pages. This is a list of all of your transit aspects to your natal chart for the year, first in order by date and then in order by the point being aspected.

The last page should list the aspects to your natal Ascendant (AC) and Midheaven (MC) and they should be last:

GRAPHIC EPHEMERIS with transits (Data Sheets)
born on Th., 24 May 1979

Type DSGT1 Order 0.0-1
Page 4 of 4

Continuation: Table 3: Transitions, in order of natal planets

☽ ☐ ♈	3 Feb 2019	♃ * ♈	4 Dec 2019	♃ * ♈	30 Sep 2019	♃ * ♈	28 Jul 2019	☽ ☐ ♈	27 May 2019	☽ ☐ ♈	22 Mar 2019	☽ ☐ ♈	29 Jan 2019
♃ * ♈	4 Feb	♃ * ♈	10 Dec	♃ * ♈	6 Oct	♃ * ♈	9 Aug	☽ ☐ ♈	4 Jun	☽ ☐ ♈	30 Mar	☽ ☐ ♈	5 Feb
☽ ☐ ♈	6 Feb	♃ * ♈	10 Dec	♃ * ♈	10 Oct	♃ * ♈	10 Aug	☽ ☐ ♈	6 Jun	☽ ☐ ♈	12 Apr	☽ ☐ ♈	11 Feb
☽ ☐ ♈	7 Feb	♃ * ♈	16 Dec	♃ * ♈	12 Oct	♃ * ♈	20 Aug	☽ ☐ ♈	13 Jun	☽ ☐ ♈	14 Apr	☽ ☐ ♈	15 Feb
♃ * ♈	19 Feb	♃ * ♈	17 Dec	♃ * ♈	13 Oct	♃ * ♈	21 Aug	☽ ☐ ♈	20 Jun	☽ ☐ ♈	16 Apr	☽ ☐ ♈	24 Feb
☽ ☐ ♈	20 Feb	♃ * ♈	21 Dec	♃ * ♈	18 Oct	♃ * ♈	22 Aug	☽ ☐ ♈	25 Jun	☽ ☐ ♈	24 Apr	☽ ☐ ♈	27 Feb
♃ * ♈	8 Mar	♃ * ♈	25 Dec	♃ * ♈	24 Oct	♃ * ♈	22 Aug	☽ ☐ ♈	30 Jun	☽ ☐ ♈	28 Apr	☽ ☐ ♈	27 Feb
☽ ☐ ♈	9 Mar	♃ * ♈	31 Dec	♃ * ♈	28 Oct	♃ * ♈	25 Aug	☽ ☐ ♈	6 Jul	☽ ☐ ♈	3 May	☽ ☐ ♈	8 Mar
☽ ☐ ♈	13 Mar	♃ * ♈		♃ * ♈	29 Oct	♃ * ♈	30 Aug	☽ ☐ ♈	15 Jul	☽ ☐ ♈	7 May	☽ ☐ ♈	13 Mar
☽ ☐ ♈	16 Mar	♃ * ♈		♃ * ♈	3 Nov	♃ * ♈	3 Sep	☽ ☐ ♈	20 Jul	☽ ☐ ♈	10 May	☽ ☐ ♈	26 Mar
☽ ☐ ♈	21 Mar	♃ * ♈		♃ * ♈	10 Nov	♃ * ♈	6 Sep	☽ ☐ ♈	22 Jul	☽ ☐ ♈	15 May	☽ ☐ ♈	29 Mar
☽ ☐ ♈	24 Mar	♃ * ♈		♃ * ♈	12 Nov	♃ * ♈	9 Sep	☽ ☐ ♈	24 Jul	☽ ☐ ♈	18 May	☽ ☐ ♈	2 Apr
☽ ☐ ♈	4 Apr	♃ * ♈		♃ * ♈	17 Nov	♃ * ♈	13 Sep	☽ ☐ ♈	27 Jul	☽ ☐ ♈	30 May	☽ ☐ ♈	13 Apr
☽ ☐ ♈	8 Apr	♃ * ♈		♃ * ♈	26 Nov	♃ * ♈	19 Sep	☽ ☐ ♈	6 Aug	☽ ☐ ♈	1 Jun	☽ ☐ ♈	13 Apr
☽ ☐ ♈	10 Apr	♃ * ♈		♃ * ♈	1 Dec	♃ * ♈	24 Sep	☽ ☐ ♈	8 Aug	☽ ☐ ♈	4 Jun	☽ ☐ ♈	23 Apr
☽ ☐ ♈	19 Apr	♃ * ♈		♃ * ♈	11 Dec	♃ * ♈	27 Sep	☽ ☐ ♈	10 Aug	☽ ☐ ♈	10 Jun	☽ ☐ ♈	27 Apr
☽ ☐ ♈	23 Apr	♃ * ♈		♃ * ♈	8 Feb	♃ * ♈	2 Oct	☽ ☐ ♈	20 Aug	☽ ☐ ♈	15 Jun	☽ ☐ ♈	29 Apr
☽ ☐ ♈	28 Apr	♃ * ♈		♃ * ♈	11 Feb	♃ * ♈	10 Oct	☽ ☐ ♈	31 Aug	☽ ☐ ♈	21 Jun	☽ ☐ ♈	3 May
☽ ☐ ♈	29 Apr	♃ * ♈		♃ * ♈	20 Feb	♃ * ♈	16 Oct	☽ ☐ ♈	1 Sep	☽ ☐ ♈	23 Jun	☽ ☐ ♈	10 May
☽ ☐ ♈	5 May	♃ * ♈		♃ * ♈	21 Feb	♃ * ♈	21 Oct	☽ ☐ ♈	5 Sep	☽ ☐ ♈	29 Jun	☽ ☐ ♈	11 May
☽ ☐ ♈	9 May	♃ * ♈		♃ * ♈	21 Feb	♃ * ♈	29 Oct	☽ ☐ ♈	6 Sep	☽ ☐ ♈	1 Jul	☽ ☐ ♈	22 May
☽ ☐ ♈	15 May	♃ * ♈		♃ * ♈	5 Mar	♃ * ♈	3 Nov	☽ ☐ ♈	9 Sep	☽ ☐ ♈	11 Jul	☽ ☐ ♈	25 May
☽ ☐ ♈	16 May	♃ * ♈		♃ * ♈	10 Mar	♃ * ♈	9 Nov	☽ ☐ ♈	10 Sep	☽ ☐ ♈	17 Jul	☽ ☐ ♈	29 May
☽ ☐ ♈	21 May	♃ * ♈		♃ * ♈	15 Mar	♃ * ♈	13 Nov	☽ ☐ ♈	22 Sep	☽ ☐ ♈	23 Jul	☽ ☐ ♈	30 May
☽ ☐ ♈	29 May	♃ * ♈		♃ * ♈	17 Mar	♃ * ♈	15 Nov	☽ ☐ ♈	25 Sep	☽ ☐ ♈	28 Jul	☽ ☐ ♈	9 Jun
☽ ☐ ♈	29 May	♃ * ♈		♃ * ♈	19 Mar	♃ * ♈	17 Nov	☽ ☐ ♈	27 Sep	☽ ☐ ♈	4 Aug	☽ ☐ ♈	16 Jun
☽ ☐ ♈	30 May	♃ * ♈		♃ * ♈	26 Mar	♃ * ♈	24 Nov	☽ ☐ ♈	2 Oct	☽ ☐ ♈	9 Aug	☽ ☐ ♈	20 Jun
☽ ☐ ♈	6 Jun	♃ * ♈		♃ * ♈	6 Apr	♃ * ♈	28 Nov	☽ ☐ ♈	5 Oct	☽ ☐ ♈	16 Aug	☽ ☐ ♈	22 Jun
☽ ☐ ♈	9 Jun	♃ * ♈		♃ * ♈	9 Apr	♃ * ♈	8 Dec	☽ ☐ ♈	7 Oct	☽ ☐ ♈	17 Aug	☽ ☐ ♈	30 Jun
☽ ☐ ♈	13 Jun	♃ * ♈		♃ * ♈	11 Apr	♃ * ♈	9 Dec	☽ ☐ ♈	7 Oct	☽ ☐ ♈	26 Aug	☽ ☐ ♈	10 Jul
☽ ☐ ♈	16 Jun	♃ * ♈		♃ * ♈	24 Apr	♃ * ♈	10 Dec	☽ ☐ ♈	13 Oct	☽ ☐ ♈	10 Sep	☽ ☐ ♈	15 Jul
☽ ☐ ♈	19 Jun	♃ * ♈		♃ * ♈	29 Apr	♃ * ♈	14 Dec	☽ ☐ ♈	19 Oct	☽ ☐ ♈	11 Sep	☽ ☐ ♈	16 Jul
☽ ☐ ♈	23 Jun	♃ * ♈		♃ * ♈	30 Apr	♃ * ♈	18 Feb	☽ ☐ ♈	22 Oct	☽ ☐ ♈	17 Sep	☽ ☐ ♈	22 Jul
☽ ☐ ♈	23 Jun	♃ * ♈		♃ * ♈	6 May	♃ * ♈	19 Feb	☽ ☐ ♈	25 Oct	☽ ☐ ♈	19 Sep	☽ ☐ ♈	1 Aug
☽ ☐ ♈	23 Jun	♃ * ♈		♃ * ♈	6 May	♃ * ♈	20 Feb	☽ ☐ ♈	6 Nov	☽ ☐ ♈	22 Sep	☽ ☐ ♈	4 Aug
☽ ☐ ♈	25 Jun	♃ * ♈		♃ * ♈	9 May	♃ * ♈	7 Mar	☽ ☐ ♈	13 Nov	☽ ☐ ♈	25 Sep	☽ ☐ ♈	17 Aug
☽ ☐ ♈	6 Jul	♃ * ♈		♃ * ♈	10 May	♃ * ♈	11 Mar	☽ ☐ ♈	15 Nov	☽ ☐ ♈	29 Sep	☽ ☐ ♈	28 Aug
☽ ☐ ♈	10 Jul	♃ * ♈		♃ * ♈	16 May	♃ * ♈	15 Mar	☽ ☐ ♈	17 Nov	☽ ☐ ♈	2 Oct	☽ ☐ ♈	31 Aug
☽ ☐ ♈	18 Jul	♃ * ♈		♃ * ♈	18 May	♃ * ♈	21 Mar	☽ ☐ ♈	26 Nov	☽ ☐ ♈	4 Oct	☽ ☐ ♈	1 Sep
☽ ☐ ♈	28 Jul	♃ * ♈		♃ * ♈	29 May	♃ * ♈	24 Mar	☽ ☐ ♈	6 Dec	☽ ☐ ♈	18 Oct	☽ ☐ ♈	2 Sep
☽ ☐ ♈	30 Jul	♃ * ♈		♃ * ♈	30 May	♃ * ♈	28 Mar	☽ ☐ ♈	7 Dec	☽ ☐ ♈	18 Oct	☽ ☐ ♈	19 Sep
☽ ☐ ♈	11 Aug	♃ * ♈		♃ * ♈	31 May	♃ * ♈	1 Apr	☽ ☐ ♈	10 Dec	☽ ☐ ♈	24 Oct	☽ ☐ ♈	21 Sep
☽ ☐ ♈	11 Aug	♃ * ♈		♃ * ♈	31 May	♃ * ♈	2 Apr	☽ ☐ ♈	18 Dec	☽ ☐ ♈	28 Oct	☽ ☐ ♈	28 Sep
☽ ☐ ♈	23 Aug	♃ * ♈		♃ * ♈	4 Jun	♃ * ♈	6 Apr	☽ ☐ ♈	19 Dec	☽ ☐ ♈	6 Nov	☽ ☐ ♈	2 Oct
☽ ☐ ♈	5 Sep	♃ * ♈		♃ * ♈	9 Jun	♃ * ♈	9 Apr	☽ ☐ ♈	31 Dec	☽ ☐ ♈	6 Nov	☽ ☐ ♈	3 Oct
☽ ☐ ♈	7 Sep	♃ * ♈		♃ * ♈	10 Jun	♃ * ♈	25 Apr	☽ ☐ ♈	12 Feb	☽ ☐ ♈	10 Nov	☽ ☐ ♈	9 Oct
☽ ☐ ♈	11 Sep	♃ * ♈		♃ * ♈	15 Jun	♃ * ♈	28 Apr	☽ ☐ ♈	1 Jan	☽ ☐ ♈	11 Nov	☽ ☐ ♈	15 Oct
☽ ☐ ♈	15 Sep	♃ * ♈		♃ * ♈	16 Jun	♃ * ♈	13 Feb	☽ ☐ ♈	1 Jan	☽ ☐ ♈	17 Nov	☽ ☐ ♈	17 Oct
☽ ☐ ♈	16 Sep	♃ * ♈		♃ * ♈	24 Jun	♃ * ♈	16 Feb	☽ ☐ ♈	11 Jan	☽ ☐ ♈	21 Nov	☽ ☐ ♈	17 Oct
☽ ☐ ♈	17 Sep	♃ * ♈		♃ * ♈	8 Jul	♃ * ♈	18 Feb	☽ ☐ ♈	14 Jan	☽ ☐ ♈	3 Dec	☽ ☐ ♈	1 Nov
☽ ☐ ♈	25 Sep	♃ * ♈		♃ * ♈	12 Jul	♃ * ♈	22 May	☽ ☐ ♈	15 Jan	☽ ☐ ♈	5 Dec	☽ ☐ ♈	8 Nov
☽ ☐ ♈	26 Sep	♃ * ♈		♃ * ♈	19 Jul	♃ * ♈	22 May	☽ ☐ ♈	20 Jan	☽ ☐ ♈	7 Dec	☽ ☐ ♈	9 Nov
☽ ☐ ♈	29 Sep	♃ * ♈		♃ * ♈	27 Jul	♃ * ♈	28 May	☽ ☐ ♈	29 Jan	☽ ☐ ♈	15 Dec	☽ ☐ ♈	25 Nov
☽ ☐ ♈	2 Oct	♃ * ♈		♃ * ♈	31 Jul	♃ * ♈	28 May	☽ ☐ ♈	4 Apr	☽ ☐ ♈	16 Dec	☽ ☐ ♈	1 Dec
☽ ☐ ♈	9 Oct	♃ * ♈		♃ * ♈	1 Aug	♃ * ♈	7 Jun	☽ ☐ ♈	7 Apr	☽ ☐ ♈	25 Dec	☽ ☐ ♈	2 Dec
☽ ☐ ♈	11 Oct	♃ * ♈		♃ * ♈	12 Aug	♃ * ♈	10 Jun	☽ ☐ ♈	19 Apr	☽ ☐ ♈	26 Dec	☽ ☐ ♈	2 Dec
☽ ☐ ♈	17 Oct	♃ * ♈		♃ * ♈	12 Aug	♃ * ♈	10 Jun	☽ ☐ ♈	21 Apr	☽ ☐ ♈	31 Dec	☽ ☐ ♈	15 Dec
☽ ☐ ♈	23 Oct	♃ * ♈		♃ * ♈	15 Aug	♃ * ♈	14 Jun	☽ ☐ ♈	27 Apr	☽ ☐ ♈		☽ ☐ ♈	15 Dec
☽ ☐ ♈	1 Nov	♃ * ♈		♃ * ♈	23 Aug	♃ * ♈	22 Jun	☽ ☐ ♈	2 May	☽ ☐ ♈		☽ ☐ ♈	21 Dec
☽ ☐ ♈	10 Nov	♃ * ♈		♃ * ♈	5 Sep	♃ * ♈	3 Jul	☽ ☐ ♈	4 May	☽ ☐ ♈		☽ ☐ ♈	27 Dec
☽ ☐ ♈	11 Nov	♃ * ♈		♃ * ♈	8 Sep	♃ * ♈	9 Jul	☽ ☐ ♈	6 May	☽ ☐ ♈		☽ ☐ ♈	30 Dec
☽ ☐ ♈	16 Nov	♃ * ♈		♃ * ♈	12 Sep	♃ * ♈	16 Jul	☽ ☐ ♈	13 May	☽ ☐ ♈		☽ ☐ ♈	
☽ ☐ ♈	28 Nov	♃ * ♈		♃ * ♈	17 Sep	♃ * ♈	17 Jul	☽ ☐ ♈	14 May	☽ ☐ ♈		☽ ☐ ♈	
☽ ☐ ♈	30 Nov	♃ * ♈		♃ * ♈	26 Sep	♃ * ♈	24 Jul	☽ ☐ ♈	26 May	☽ ☐ ♈		☽ ☐ ♈	
☽ ☐ ♈		♃ * ♈		♃ * ♈		♃ * ♈		☽ ☐ ♈	27 May	☽ ☐ ♈		☽ ☐ ♈	
☽ ☐ ♈		♃ * ♈		♃ * ♈		♃ * ♈		☽ ☐ ♈	28 May	☽ ☐ ♈		☽ ☐ ♈	
☽ ☐ ♈		♃ * ♈		♃ * ♈		♃ * ♈		☽ ☐ ♈	29 May	☽ ☐ ♈		☽ ☐ ♈	
☽ ☐ ♈		♃ * ♈		♃ * ♈		♃ * ♈		☽ ☐ ♈	30 May	☽ ☐ ♈		☽ ☐ ♈	
☽ ☐ ♈		♃ * ♈		♃ * ♈		♃ * ♈		☽ ☐ ♈	31 May	☽ ☐ ♈		☽ ☐ ♈	
☽ ☐ ♈		♃ * ♈		♃ * ♈		♃ * ♈		☽ ☐ ♈	1 Jun	☽ ☐ ♈		☽ ☐ ♈	
☽ ☐ ♈		♃ * ♈		♃ * ♈		♃ * ♈		☽ ☐ ♈	2 Jun	☽ ☐ ♈		☽ ☐ ♈	
☽ ☐ ♈		♃ * ♈		♃ * ♈		♃ * ♈		☽ ☐ ♈	3 Jun	☽ ☐ ♈		☽ ☐ ♈	
☽ ☐ ♈		♃ * ♈		♃ * ♈		♃ * ♈		☽ ☐ ♈	4 Jun	☽ ☐ ♈		☽ ☐ ♈	
☽ ☐ ♈		♃ * ♈		♃ * ♈		♃ * ♈		☽ ☐ ♈	5 Jun	☽ ☐ ♈		☽ ☐ ♈	
☽ ☐ ♈		♃ * ♈		♃ * ♈		♃ * ♈		☽ ☐ ♈	6 Jun	☽ ☐ ♈		☽ ☐ ♈	
☽ ☐ ♈		♃ * ♈		♃ * ♈		♃ * ♈		☽ ☐ ♈	7 Jun	☽ ☐ ♈		☽ ☐ ♈	
☽ ☐ ♈		♃ * ♈		♃ * ♈		♃ * ♈		☽ ☐ ♈	8 Jun	☽ ☐ ♈		☽ ☐ ♈	
☽ ☐ ♈		♃ * ♈		♃ * ♈		♃ * ♈		☽ ☐ ♈	9 Jun	☽ ☐ ♈		☽ ☐ ♈	
☽ ☐ ♈		♃ * ♈		♃ * ♈		♃ * ♈		☽ ☐ ♈	10 Jun	☽ ☐ ♈		☽ ☐ ♈	
☽ ☐ ♈		♃ * ♈		♃ * ♈		♃ * ♈		☽ ☐ ♈	11 Jun	☽ ☐ ♈		☽ ☐ ♈	
☽ ☐ ♈		♃ * ♈		♃ * ♈		♃ * ♈		☽ ☐ ♈	12 Jun	☽ ☐ ♈		☽ ☐ ♈	
☽ ☐ ♈		♃ * ♈		♃ * ♈		♃ * ♈		☽ ☐ ♈	13 Jun	☽ ☐ ♈		☽ ☐ ♈	
☽ ☐ ♈		♃ * ♈		♃ * ♈		♃ * ♈		☽ ☐ ♈	14 Jun	☽ ☐ ♈		☽ ☐ ♈	
☽ ☐ ♈		♃ * ♈		♃ * ♈		♃ * ♈		☽ ☐ ♈	15 Jun	☽ ☐ ♈		☽ ☐ ♈	
☽ ☐ ♈		♃ * ♈		♃ * ♈		♃ * ♈		☽ ☐ ♈	16 Jun	☽ ☐ ♈		☽ ☐ ♈	
☽ ☐ ♈		♃ * ♈		♃ * ♈		♃ * ♈		☽ ☐ ♈	17 Jun	☽ ☐ ♈		☽ ☐ ♈	
☽ ☐ ♈		♃ * ♈		♃ * ♈		♃ * ♈		☽ ☐ ♈	18 Jun	☽ ☐ ♈		☽ ☐ ♈	
☽ ☐ ♈		♃ * ♈		♃ * ♈		♃ * ♈		☽ ☐ ♈	19 Jun	☽ ☐ ♈		☽ ☐ ♈	
☽ ☐ ♈		♃ * ♈		♃ * ♈		♃ * ♈		☽ ☐ ♈	20 Jun	☽ ☐ ♈		☽ ☐ ♈	
☽ ☐ ♈		♃ * ♈		♃ * ♈		♃ * ♈		☽ ☐ ♈	21 Jun	☽ ☐ ♈		☽ ☐ ♈	
☽ ☐ ♈		♃ * ♈		♃ * ♈		♃ * ♈		☽ ☐ ♈	22 Jun	☽ ☐ ♈		☽ ☐ ♈	
☽ ☐ ♈		♃ * ♈		♃ * ♈		♃ * ♈		☽ ☐ ♈	23 Jun	☽ ☐ ♈		☽ ☐ ♈	
☽ ☐ ♈		♃ * ♈		♃ * ♈		♃ * ♈		☽ ☐ ♈	24 Jun	☽ ☐ ♈		☽ ☐ ♈	
☽ ☐ ♈		♃ * ♈		♃ * ♈		♃ * ♈		☽ ☐ ♈	25 Jun	☽ ☐ ♈		☽ ☐ ♈	
☽ ☐ ♈		♃ * ♈		♃ * ♈		♃ * ♈		☽ ☐ ♈	26 Jun	☽ ☐ ♈		☽ ☐ ♈	
☽ ☐ ♈		♃ * ♈		♃ * ♈		♃ * ♈		☽ ☐ ♈	27 Jun	☽ ☐ ♈	</		